



September 2021

IN THIS ISSUE:

- 2 President's Message**
- 3 New Board of Directors Team**
- 6 Table Displays**
- 9 Board of Directors Meeting**
- 10 Stretch Out Discussion**
- 11 Convention Sponsors**
- 13 Gifts & Gratitude**
- 14 Covered Bonbons**
- 16 New Members**
- 17 Bill Crawl (BCMEF)**
- 18 Upcoming Auctions**
- 19 VP Corner**
- 21 Members Ask**
- 22 Recent Finds**

Convention 2021

By Vickie Rowe

The theme of this year's convention was "Gathering around Iridescent Stretch Glass" amid the many changes that 2021 brought to SGS. There were about 48 members who traveled to Cambridge, OH for the three day convention, which started on July 15th.

Members were encouraged to bring their glass and display it for all the participants. Jeff Hodges, Tim Cantrell, Bob Henkel, Renee Shetlar and Vickie Rowe set up display tables with various themes. Other members displayed their favorite piece of glass: Les Rowe, Cal Hackeman, John Rowe, Paul Berube and Bob Henkel shared why it was their favorite piece. Paul Berube, Cal Hackeman and Bob Henkel also brought vignettes of stretch glass for our viewing pleasure.



Our first presentation was given by **Tom Monoski**, assisted by Lance Hilkene, who started Tom's presentation with "I'm Lance and I have an addition." We can all relate to that! Tom's presentation was called "**Iridescence as I See It**" and he spoke all about various glass which was iridized....art glass, carnival glass, stretch glass and more. He even included a piece of Northwood Etruscan, which he said has iridescence on it. He showed us many examples of iridized glass and pointed out the difference in the way the iridescence presents itself depending on when it was applied during the process of making the glass.



Our **Welcome Reception** was hosted by **Pam Steinbach and Stephanie Bennett**. We had 8 new members who participated in the "First Timers Stampede," and all came away with a piece of stretch glass. It was wonderful to see old friends and welcome new ones.

Friday morning began with a presentation by **Dave Shetlar**, which was all about **US Glass lines 151 and 179**. He showed us many examples of vases, compots and other items in these lines, including many of the decorated pieces – crystal with black lines, Cumula, Pomona, etc. He mentioned that US glass, in these



(Continued on page 4)

Co-Presidents' Message

As most of you know, there has been a change in the presidency of SGS as of the annual meeting at the convention. It is our honor to work on behalf of all of you for the SGS for the next two years. Please know that we do not consider ourselves experts on stretch glass, but we are learning from the experts we are fortunate to have in this organization.

Here's a little bit of background on us. We started collecting depression glass 20 years ago and it's been all over but the shouting since then. While we were in the antique stores, we kept noticing this pretty white glass with various colors of trim. A little research later, we started collecting many of Fenton's crest colors in various shapes. Our love of Fenton led us to join the Fenton Finders of New England and Fenton Art Glass Collectors of America (FAGCA). We attended our first convention in the early 2000s and found out there was another Fenton club so we joined the National Fenton Glass Society (NFGS).

We really enjoy collecting the older Fenton, but knew nothing about carnival or stretch glass. However, that changed when we met Tom Burns at the Madison-Bouckville Antique Show and he told us about the New England Carnival Glass Association. We started attending their meetings and learning about carnival glass. So....that leaves us with Stretch Glass. We don't remember the year, but we do remember being drawn into the conference room at the Quality Inn in Marietta while we were waiting to attend NFGS's convention. We fell in love with the colors and now we are hooked. We love learning about the processes of making glass, the various glass companies, and so much more.

John went to graduate school after he retired and has a master's degree in history. His thesis was "Affordable Consumption: How the Working Class Drove the Glass Industry to Success 1880-1930." He/we were fortunate to travel to the various glass museums, spend time doing research at the Rakow Research Library at the Corning Museum of Glass, and interviewing George & Nancy Fenton and Jim Measell. His focus was on carnival, stretch and opalescent glass during this time period. John served as President of the FAGCA for 4 years of his 6 year term and has experience with working with board members. Vickie has been his "executive research assistant" and we have co-chaired the annual FAGCA convention. Vickie has been a member of the SGS board of directors since 2015. She has served on the convention committee and for the past two years, has been vice-president.

We look forward to the challenges of leadership and working with the current board. One of our priorities is to start planning for the 50th anniversary of the SGS. There's more on that elsewhere in the newsletter. Please feel free to contact either one of us if you have any questions, ideas, comments or constructive criticisms. We look forward to hearing from you. Together, we have an outstanding glass organization!



Vickie and John Rowe

Vickie and John Rowe, Co-Presidents 2021-2023

Board of Directors

By Vickie Rowe

In addition to new co-presidents, there have been other changes with Board of Directors. We are delighted that Tim Cantrell is vice-president and Dave Shetlar is the director of outreach. Both bring a wealth of knowledge about SGS, having served on the board as president at various times in the past. After the convention was over, Jim Steinbach submitted his resignation in his role of treasurer, which we accepted with grateful appreciation for his many years in this role. With his background in accounting, Cal Hackeman seemed like the natural choice to replace Jim as treasurer. The board approved Cal as treasurer of SGS for the balance of Jim's term (2022) at the August 19th board meeting. Also at this meeting, the board voted to create a new board position, Director of Souvenirs. Jim accepted this position and will be a valuable asset as we move forward in our plans for the 50th anniversary celebration, as well as keeping track of the souvenirs we have in storage at his home and the NFGS office. As you can see, we are fortunate to have a full slate of officers and board of directors with everyone very knowledgeable and excited to be serving in their capacity.

Kathi Johnson resigned from the board, but promised to continue working on the pricing guidelines for stretch glass in Hooked on Carnival database. Stephanie Bennett has been helping her with this task and now Jeri Sue Lukas is "in training" to assist in this important duty. Thank you!

Thank you to Maxine Burkhardt for all her work with the various carnival clubs and museums during her time as director of outreach. She will be sending all her contacts to Dave Shetlar, as he takes over this role.



A Warm Welcome to Our New Board of Directors Team!



Co-Presidents: John and Vickie Rowe

We have been married for 47 years and will celebrate our 50th anniversary the same year that the SGS celebrates theirs. We live in the same town in Massachusetts that we were raised in. We have one son, who is married and has two children. John is a retired police officer and Air Force veteran. Vickie is a retired registered nurse. Over the years, we have volunteered in various town, church, non-profit and glass associations. The motto that we live by is "Faith, Family and Friends." We are fortunate to have such wonderful friends in the SGS to share our love of glass. You can read more about the different types of glass we collect in the President's Message.



Vice-President: Tim Cantrell

I have been collecting antique glassware for over 40 years and stretch glass for 25. I have been a member of SGS for over 15 years and served as Vice President and President. I live with my wife Lei and son, Josiah in [REDACTED], MO.



Treasurer: Cal Hackeman

Cal Hackeman returns to the Board of Directors to serve as Treasurer over 30 years after he first served in this position as a relatively new member of The Stretch Glass Society. He is a 30+ year collector of stretch glass and has previously served as a Director, Vice President and President in addition to his term as Treasurer. Cal is retired from Grant Thornton LLP, CPAs, and is a Director of WithersRavenel, a civil engineering employee-owned consulting firm in North Carolina. Cal speaks and writes on stretch glass, is a regular contributor to Stretch Tuesday on Hooked on Carnival (and Stretch) Glass and buys and sells stretch glass as well as other antique and collectible glassware and china. He lives at "[REDACTED]" with his partner, Jeff, in the small village of [REDACTED], PA. Cal has two sons, both of whom are admirers of stretch glass, and a 6-year old grandson who is learning about stretch glass.



Director of Outreach: Dave Shetlar

Dave (and Renee) grew up in Oklahoma and attended the same high school. Dave goes by the professional nickname of the BugDoc because he is an entomologist (degrees from the University of Oklahoma and Penn State) who recently retired from The Ohio State University where he is still a Professor Emeritus. Dave and Renee discovered iridescent stretch glass in the late 1970s and really developed their collection in the 1980s to the present. Dave and Renee were co-Presidents of SGS for from 1992 through 1999, then they served as newsletter editors for another six years. Dave and John Madeley published *American Iridescent Stretch Glass* in 1998, and Dave still produces technical articles for the SGS newsletter. Dave has been the SGS official photographer for nearly two decades.



Director of Souvenirs: Jim Steinbach

Jim has been our faithful Treasure for many years. We are happy to keep him on the Board in this new position.

Convention 2021

(Continued from page 1)

two lines, often offered items with a tall stem and a short stem, particularly the comports. It was great to see so many examples of the decorated US glass, which is quite hard to find – by bringing together examples from a number of collections, he assembled a very extensive display of this glass. This display helped us understand that these two lines, relatively unknown to many of us other

than for the photos in *American Iridescent Stretch Glass*, were really quite extensive lines for US Glass.

Dave's presentation was followed by **Cal Hackeman**, who spoke about **Unusual and Rare Colors of US Glass**. In assembling the glass for this discussion, he took special care to include as many different shapes of US Glass stretch



glass as he did different colors. His discussion proved to be interesting because of the combination of shapes and colors. "When we say colors of US Glass stretch glass, we are stretching the definition of the word color to include treatments applied to what was essentially colorless glass. This stretch of the definition gives us at least 5 additional colors." So what colors did US Glass make? Cal then proceeded to name a color of stretch glass and showed a couple of examples of glass in that color. He presented glass in 24 different colors, with the assistance of Les Rowe. He had several rare pieces in colors in the various lines of U.S. Glass, as well as different shapes.

On Friday afternoon, we traveled to the **National Museum of Cambridge Glass**. Lyn Welker and Cindy Arnot were our guides. For many members, it was the first time they had been to this museum. All were impressed with the history, the colors, shapes, and patterns of Cambridge Glass. We were able to experience what it would have been like to work at the factory many years ago and to see over 10,000 pieces of beautiful glass.

On Friday evening, our **banquet** meal was catered by Theo's of Cambridge. What a feast we all enjoyed!

Our **banquet speaker** was Larry Everett from the National Museum of Cambridge Glass. Larry's presentation covered the history of Cambridge and built on the glass we saw when we visited the Cambridge museum earlier that day. He focused on the various colors and shapes of glass which Cambridge glass produced. Most of the glass was from his and his wife's collection and he told stories of how and when and where they had obtained it.

Next up was the **White Elephant Sale**. It was the first time we have done this and it was a huge success! Members donated candles, coffee maker, books on Cambridge glass, handmade pottery, handmade jewelry and ornament, and much more. Tom Burns did a great job of getting everyone to "bid often and bid high." There was much laughter and delight in the audience.

Saturday morning began with a **brunch**, catered by Theo's. They did another outstanding job of providing us with a variety

(Continued on page 5)





Convention 2021

(Continued from page 4)

of foods. After brunch, we gathered for the **Annual Meeting**. President Cal Hackeman led the meeting, which ended with his term as president and co-presidents John and Vickie beginning their term. Please refer to the highlights of the annual meeting for more information.

The convention ended with a spectacular **auction**. Tom and Debra Burns had over 300 lots of stretch glass which all found new homes. They always find some outstanding stretch glass to bring to our convention for the auction. Please refer to the article elsewhere for details and pictures.

In closing, I'd like to thank the members of the convention team for all their ideas, support and dedication. Joanne Rodgers, Lance Hilke, Pat Gabree, Bob Henkel and Cal Hackeman deserve a round of applause! Joanne has officially stepped down from the team, leaving us with the need to replace her. We typically meet on a monthly basis for about 90 minutes. If you are interested, please let me know.



Convention Table Displays



Convention Table Displays



50th Anniversary Celebration

By Vickie Rowe

In 2024, the Stretch Glass Society will celebrate its 50th anniversary. One of the priorities of the action plan for this upcoming year is to start the planning process for this celebration. Stephanie Bennett, Renee Shetlar, Marilyn Farr and Mary Lynn Elrod have agreed to work on this committee. Others are welcome to volunteer on this project. Please feel free to help by looking for pictures, past editions of the SGS Quarterly and other memorabilia from past conventions and gatherings. We're thinking about the possibility of creating a booklet to commemorate this anniversary.

Burns' Auction at SGS Convention

By Cal Hackeman

Tom & Debra Burns offered 360 lots consisting mostly of stretch glass from both the early and late periods of production on Saturday evening, July 17th. The auction was the final event of the 2021 SGS Convention. Bidding was robust throughout the auction resulting in total hammer prices of more than \$35,000. The 360 lots averaged just under

\$100 per lot. The auction included an excellent array of stretch glass, primarily from the early period, including a large selection of candleholders, bowls and vases. Most known colors of stretch glass were represented in the auction with very extensive selections of Tangerine, Ruby and Light Blue Opaque standing out. A number of Imperial Jewels items were offered for sale and there was strong bidding for these items. The auction also included a selection of Fenton "Orange footed bowls" along with several pair of Fenton sugar and creamers. Overall, the auction included a great variety of shapes, colors and sizes of stretch glass items.

A pair of Fenton early period 8" 'colonial' candleholders, difficult to find, sold for \$800 early in the auction. Later a second pair, a slightly different color, sold for \$450. Other top lots included: Fenton Grecian Gold 14" Ribbed vase at \$675, Fenton Ruby candy dish at \$575, Diamond cobalt crackle vase for \$500, a pair of Northwood topaz decorated candleholders at \$475 and a Fenton topaz high stemmed comport for \$400.

Forty-three lots sold for \$200 or more and included a hard-to-find Imperial Blue Ice cheese and cracker set (\$200) and a Vineland cobalt blue footed vase with crimped edge (\$250). Twenty-two lots sold for \$300 or more including a US Glass avocado green footed bowl (\$305), a Fenton Grecian Gold mayonnaise and matching ladle (\$310), an Imperial Ruby Ice smooth panels vase (\$375) and an Imperial Jewels hair receiver for \$390.

Over 250 lots sold for \$100 or less, while over 100 lots sold for more than \$100. A seldom seen Fenton Celeste Blue Ice Cream ftd dish (not a sherbet) sold for \$125. For \$150 a bidder won a Wistaria sherbet and underplate and another bidder went home with 11 Imperial Green Ice luncheon plates also for \$150.

We thank Tom and Debra Burns and the consignors for providing an exciting conclusion to our 2021 convention and look forward to their upcoming auctions of stretch and other glass.



**Fenton early period 8"
'colonial' candleholders**



Fenton Ruby candy dish



**Northwood topaz decorated
candleholders**



**Fenton Grecian Gold
mayonnaise and match-
ing ladle**



**Fenton Topaz high
stemmed comport**



**Imperial Blue Ice cheese
and cracker set**



**US Glass avocado green
footed bowl**



**Imperial Ruby Ice
smooth panels vase**



**Imperial Jewels
hair receiver**



**Fenton Celeste Blue
Ice Cream ftd dish**



**Wistaria sherbet
and underplate**



**Imperial Green Ice
luncheon plates**



**Fenton Grecian
Gold 14" Ribbed
vase**



**Diamond cobalt
crackle vase**



**Vineland cobalt
blue footed vase
with crimped edge**

Highlights of the SGS Board of Director's Meeting July 1, 2021

This was held via Zoom with members present: Maxine Burkhardt, Cal Hackeman, Robert Henkel, Vickie Rowe, Jim Steinbach, and Laurel Wagner.

Minutes: The minutes of the SGS Board of Director's Meeting of May 20, 2021 were approved.

Treasurer's Report: Jim Steinbach

Operating Account:	\$11,915.49
On-line Payment Clearing Account	5,199.63
Bill Crowl Account	4,127.00
Savings Account	<u>12,391.85</u>
Total	\$33,633.97
Pay Pal	1,486.58
Total	\$35,120.55

Expenditures and Revenue since the last Board of Directors Meeting: Revenue was derived Convention Luncheon Sponsorship \$200. Expenditures included Website \$420, SGS Quarterly \$528.60, Convention Packet \$250, Postage for sold souvenirs \$11.10.

Nominating Committee: The committee presented that so far Vickie and John Rowe will be candidates for Co-Presidents.

2021 Convention Update: Vickie Rowe updated the board with registrations, sponsorships and expenses.

Audit Committee: The Audit Committee has been appointed: Sandy Monoski, John Rowe, Joanne Rodgers.

FY2022 Action Plan: The FY2022 Action Plan was presented and approved.

Submitted by

Laurel Wagner

Laurel Wagner
Secretary
Stretch Glass Society



2022 Calendar Update

By Cal Hackeman

The 2022 Stretch Glass Society calendars are expected to arrive from the printer within the next month. They feature a selection of rare and one-of-a-kind examples of stretch glass, presented in full color. Many thanks to Bob Henkel and Becki Ann Selby for once again creating the calendar for all of us to enjoy throughout 2022. Once they are received from the printer, 1 calendar will be mailed to each member. We expect everyone will receive their 2022 calendars prior to the Christmas holiday season.

Additional calendars may be purchased at \$5 each, if you would like to give them as gifts to share your love of stretch glass with family and friends. If you order additional calendars prior to the shipping of your 'free' calendar(s), they will be shipped to you at the same time as your 'free' calendar(s) and at no charge. Calendars ordered after members' calendars are shipped will incur an additional charge for shipping. If you would like to order calendars now, you may do so by sending \$5 per calendar to Cal Hackeman, Treasurer, [REDACTED] 19567. Please send a check made payable to The Stretch Glass Society for the number of calendars you wish to order @ \$5 and include your name and address so that we know to whom to ship the calendars.





Stretch Out Discussion

Late Period Candy Jars and Comports
 will be the topic of our *stretch out* discussion on
Thursday, November 11, 2021
 at 8 pm Eastern, 7 Central, 6 Mountain & 5 Pacific Time.
 All are welcome to join this Zoom meeting
 Come share in the discussion and show unusual stretch glass.

All photos will be available on our website: stretchglassociety.org one week preceding the call.
 A Stretch Glass Review of the discussion will also be available several weeks after the call.
 Further information is available on our email: info@stretchglassociety.org

Many who have joined our discussions are thanking us
 for identifying their recent purchase. .



Cal Hackeman is inviting you to a scheduled Zoom meeting.

Topic: SGS Stretch Out Discussion of Late Period Fenton stretch glass

Time: Nov 11, 2021 08:00 PM Eastern Time (US and Canada)

Join Zoom Meeting

<https://us02web.zoom.us/j/9196004533?pwd=aFJ5WkppcFl6SXZDTUOa3ZjTzk4QT09>

Meeting ID: 919 600 4533

Passcode: SGisgreat

One tap mobile

+19292056099,,9196004533#,,,,,0#,,832431513# US (New York)

+13017158592,,9196004533#,,,,,0#,,832431513# US (Germantown)

Dial by your location

+1 929 205 6099 US (New York)

+1 301 715 8592 US (Germantown)

+1 312 626 6799 US (Chicago)

+1 669 900 6833 US (San Jose)

+1 253 215 8782 US (Tacoma)

+1 346 248 7799 US (Houston)

Meeting ID: 919 600 4533

Passcode: 832431513

Find your local number: <https://us02web.zoom.us/j/9196004533?pwd=aFJ5WkppcFl6SXZDTUOa3ZjTzk4QT09>

Cal

Thanks to Our Convention Sponsors

By Vickie Rowe



Now that the convention is over, I'd like to take this opportunity, once again, to acknowledge the generosity of several members who made donations to offset the cost of the convention.

- * Welcome Reception: Pam Steinbach and Stephanie Bennett
- * Friday's Lunch: Bob & Sandy Sage
- * Tour of National Cambridge Museum of Glass: John & Vickie Rowe
- * Banquet: Tom & Debra Burns
- * Brunch: Joanne Rodgers, Lance Hilkene, Pat Gabree, Bob Henkel, Cal Hackeman
- * Flowers: Bob Henkel

Thank you also to several who made contributions when they registered for the convention. It was greatly appreciated by the convention team and the board of directors. All funds are used to offset the cost of the convention, which enables us to keep the registration fee at a low rate.

Virtual Coverage of Convention

By Vickie Rowe



We were able to provide virtual coverage of the convention via Facebook live for some of the seminars. Our thanks go to Debra Burns, Maxine Burkhardt and Dave Shetlar for giving our members, who were not able to attend, the opportunity to see and hear the seminars. The annual meeting was broadcast via Zoom – thanks to Cal Hackeman who provided the link.



Highlights Stretch Glass Society Annual Meeting July 17, 2021

Call to Order: The Annual Business Meeting of the Stretch Glass Society was called to order by President Cal Hackeman, at 10:11 am on Saturday, July 17, 2021. The meeting was live, but also available on Zoom. Those officers present were Mary Elda Arrington, Maxine Burkhardt, Cal Hackeman, Robert Henkel, Vickie Rowe, Gary Senkar, Laurel Wagner

Minutes of 2020 Annual Meeting: The minutes were approved.

Treasurer's Report Ending June 30, 2021: Jim Steinbach

Revenue	\$13,159.34
Expenditures	<u>9,321.70</u>
Net surplus of revenue over expenditures	\$ 3,837.64
Operating Account:	\$11,094.37
On-line Payment Clearing Account:	5,141.67
Bill Crawl Account:	4,127.00
Savings Account:	<u>12,391.85</u>
Total	\$33,633.97
Pay Pal:	1,486.58
Total	\$34,241.47

Audit Committee Report: John Rowe:

The Audit Committee found the finances are in good order, accurate and well kept. Report was accepted

New Business: Board of Director's recommendation and motion to keep the Dues for 2022 at \$18 for email and \$28 for mailed was approved.

Election of Officers and Directors:

Co-Presidents: Vickie and John Rowe
Vice President: Tim Cantrell
Director of Fundraising: Robert Henkel
Director of Outreach: Dave Shetlar

Drawings of the Fundraiser Glass:

The winners of the fundraiser glass were: Billy Shreck, Augusta Keith, Bob Henkel, Donna Oehman & Paul Schmitz.



Submitted by

Laurel Wagner

Laurel Wagner
Secretary
The Stretch Glass Society



Leaving Convention with Gifts and Gratitude

By Stephanie Bennett

This Convention had exceeded my expectations, and I came to the Annual Meeting bag packed, goodbyes said, ready to leave.

For the first time in years, I had no official responsibility, and was secretly thanking Secretary Laurel for her year of note-taking and reporting. Then Bob Henkel surprised me with his presentation of a unique little cologne, with card thanking me on behalf of the Society. Bob got my thank-you hug. I'm writing this to thank everyone.

Next, Tim Cantrell shocked me by presenting the beautiful work of art he had made from pieces of his valuable carnival glass bowl accidentally broken at the 2019 Convention. To me, Tim's gift is more precious than the bowl itself, and I was touched and humbled by his kind words.

Appreciating all Cal has done for The SGS, I also understood his need to step down. I was already thankful to Vickie and John for their willingness to step up. But, even with Bob standing for re-election, I worried the Board would have important gaps. Tim and Dave volunteering to fill those gaps was, for me, the most thrilling moment of the Convention! I came home grateful to our new leadership team, and confident in the future of our Society.

Finally, I must thank Donna Oehman for the photos of my gift presentations. As you can see from my pictures, the cologne is among friends on my dresser, and Tim's gift looks beautiful on our Vintage bedroom wall.



Covered Pieces in Stretch Glass Covered Bonbons

By David Shetlar

While it is tempting to cover the U.S. stretch glass shown at convention, I've decided to go back to some of the basics. It's been a long time since I discussed things like covered bonbons and candy jars, so I'll do the covered bonbons first. I find it interesting that the glass companies used the term "bonbon" in a couple of ways. The term actually refers to candies that are covered by chocolate, but the companies used this term to describe open, often two-handled bowls for serving these chocolates. This was very common during the carnival production years. When stretch glass items were made, some of the companies made wide-based or pedestal-based dishes with covers which they called covered bonbons.

Three companies made nearly identical covered bonbons that have wide panels on the bases and lids (Figs. 1-21) – Fenton (Fig. 1, #643), Northwood (Fig. 2, #643) and Diamond (Fig. 3, line number not known). When these bonbons are seen on a shop shelf or at a flea market, they are impossible to tell apart without some close examination. [See the line drawings for the following discussion.] First, check the rim/lip of the lid that fits inside the base. If this rim/lip is straight, it is Fenton. If the lid rim/lip has a definite shelf or slant, the piece is not Fenton. The bases of all these bonbons have a smooth collar that bands the top. If the lower edge of this collar is a straight line, the bonbon is Diamond's. If the lower edge has slight scallops where the panels join in, the bonbon may be Fenton or Northwood. There are other subtle differences, like the Northwood bonbon has the thickest basal stem and there may be three mold seams that are visible in the collar (Fenton only). So, if you find a bonbon in the common colors – blue, topaz, green – you'll need to check out these identification characteristics; otherwise, you can probably just use the color!

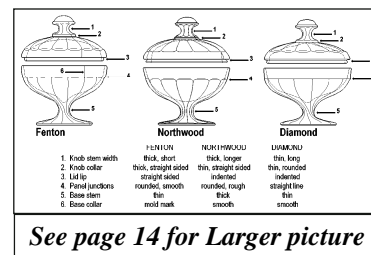
The Diamond wide panel, covered bonbons commonly come in blue and green (Figs. 3, 4) though rare items come in some of their other colors, like Blue Crackle (cobalt blue with crackle effect) (Fig. 5) and Egyptian Lustre (black glass) (Fig. 8). I know of one red/ruby bonbon (Fig. 6) and several of the Ruby Lustre (shiny silver to gold on ruby glass) bonbons (Fig. 7) are known. Pearl (crystal), topaz, Gold (marigold), and After Glow (pink) candy jars are known, but I don't have records of any of the bonbons in these colors. However, they likely exist.

Fenton made the widest array of #643 covered bonbon colors. Celeste Blue (Fig. 1), Florentine Green (Fig. 9), Topaz (Fig. 11), Persian Pearl (Fig. 12) and Grecian Gold (Fig. 17) are all fairly easy to obtain. Velva Rose (Fig. 13) and Wistaria (sic) (Fig. 14) are a bit more difficult to find, and Royal Blue (Fig. 15) and Tangerine (Fig. 16) are very tough to obtain. I don't have a record of a true Aquamarine covered bonbon, but I obtained an off-blue-green one some years ago (Fig. 10) that appears to be a fairly unique piece.

Northwood's #643 covered bonbons are in fairly limited colors with Blue (Fig. 2, with etched design and gold) and Topaz (Fig. 18) being very obtainable. These are followed by Northwood's unique colors – Russet (Fig. 19) and Jade Blue (Fig. 20). There is also one iridized milk glass (Ivory?) bonbon known (Fig. 21, with black and gold decoration). There are several candy jars made using Northwood's custard glass, but I don't have a record of the covered bonbon in this color. I suspect one or more may exist!

Lancaster made a surprising array of covered bonbons with a high-footed model (Figs. 22-25) and a low-footed model (Figs. 26-30). They also made a covered jar (Figs. 32-35) that they list as a covered candy bowl in their catalogs, but I'll consider it to be a covered bonbon. All the Lancaster bonbons only come in crystal glass with either white iridescence or marigold iridescence. However, the ones with white iridescence were often decorated with enamel paints. The bonbons with crystal iridescence and no over-all enamel color are called Iris Ice (Figs. 22, 26, 31, 34, 35). Bonbons with a dark marigold iridescence (Fig. 23) were named Rose Ice, though Aztec may be present (this is a light-yellow marigold iridescence). Bonbons that are covered inside with an orange to cream enamel are called Ruby Lustre (Figs. 24, 27, 32); ones with a white or cream enamel (Figs. 25, 28, 29) we have dubbed white lustre; and, ones with green enamel (Figs. 30 & 33) have been dubbed green lustre. If you didn't notice, bonbons in Figures 28 and 29 are actually different. One has orange rings and the other has blue enamel rings! So, keep your eyes open for subtle differences. There are also two lids for the covered bowls/bonbons – a nipple-shaped knob (Figs. 31-33) and a hexagonal knob (Figs. 34 & 35). I've included the last Lancaster bonbon just for comparison as this item has narrow optic panels inside and always is found in a marigold that occasionally has a hint of stretch effect. I don't think that this was a deliberate attempt as the other pieces in this line with optic rays are all shiny marigold.

We'll finish out with the rest of the Fenton covered bonbons. The #543 bonbons (Figs. 37-39 – Celeste Blue, Florentine Green, Topaz) are fairly difficult to find and they consist of a simple paneled bowl that uses the same lid as the #643 footed bonbons. The #10 covered bonbons (Figs. 40-44 – Celeste Blue, Aquamarine, Florentine Green, Velva Rose and Tangerine) have a delicate lid that fits over the opening of the jar, rather than fitting inside the base as the other fit. These also have a straight rim round the base. Both the lids and basal rims are prone to chipping. Finding any of these in any color can be fairly difficult. The "fine-ribbed" #943 covered bonbons (Figs. 45-49 – Celeste Blue, a light Celeste Blue, Florentine Green with silver decoration, Grecian Gold with silver decoration, and Velva Rose) are definitely less common than the #643 bonbons. The larger, "fine-ribbed" #1043 covered bonbons (Figs. 52-55 – Celeste Blue, Florentine Green, Grecian Gold with silver decoration, and Velva Rose) are impressive jars that would hold a lot of chocolates! Finally, we have the "melon rib" #844 covered bonbons (Figs. 50, 51, 56, 57). It appears that most of these were designed to have a flower-finial knob (Figs. 50 & 51 – Celeste Blue & Aquamarine), but this must have been difficult to mold, so you will occasionally find these bonbons with a nipple-shaped knob (Figs. 56 & 57 – Topaz & Velva Rose). None of these are easy to find, especially with intact flower-finial knobs. I suspect that these melon-rib covered bonbons could be found in other colors, but the ones I have provided are the ones that I have on record. I've seen many of the melon rib bowls that are in the shape that would have been used for these covered bonbons, so I suspect that the knobs got broken and were simply tossed.



See page 14 for Larger picture



Fig. 1



Fig. 2



Fig. 3



Fig. 4



Fig. 5



Fig. 6



Fig. 7



Fig. 8



Fig. 9



Fig. 10



Fig. 11



Fig. 12



Fig. 13



Fig. 14



Fig. 15



Fig. 16



Fig. 17



Fig. 18



Fig. 19



Fig. 20



Fig. 21



Fig. 22



Fig. 23



Fig. 24



Fig. 25



Fig. 26



Fig. 27



Fig. 28



Fig. 29



Fig. 30



Fig. 31



Fig. 32



Fig. 33



Fig. 34



Fig. 35



Fig. 36



Fig. 37



Fig. 38



Fig. 39



Fig. 40



Fig. 41



Fig. 42



Fig. 43



Fig. 44



Fig. 45



Fig. 46



Fig. 47



Fig. 48



Fig. 49



Fig. 50



Fig. 51



Fig. 52



Fig. 53



Fig. 54



Fig. 55



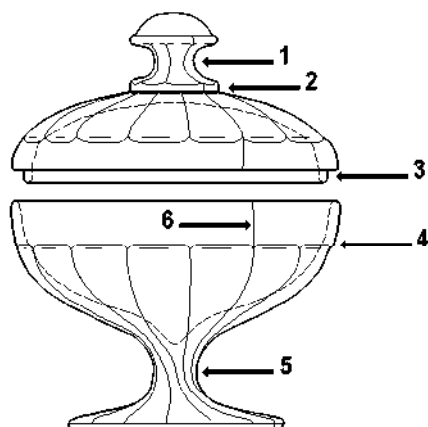
Fig. 56



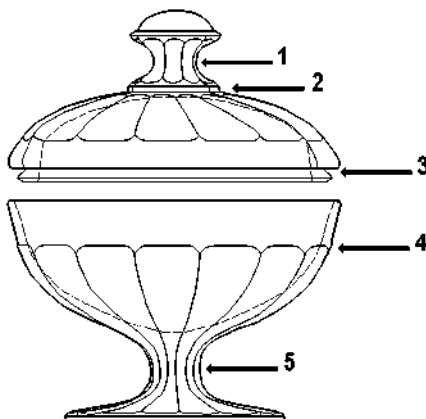
Fig. 57

Covered Pieces in Stretch Glass - Covered Bonbons

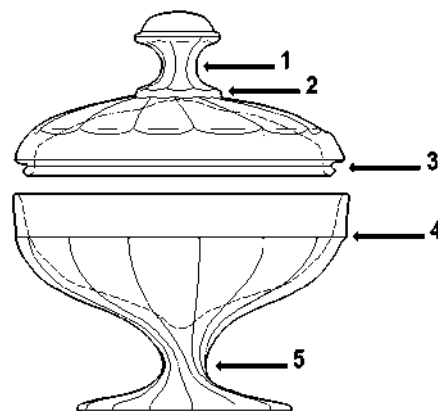
(Continued from page 12)



Fenton



Northwood



Diamond

1. Knob stem width
2. Knob collar
3. Lid lip
4. Panel junctions
5. Base stem
6. Base collar

FENTON
 thick, short
 thick, straight sided
 straight sided
 rounded, smooth
 thin
 mold mark

NORTHWOOD
 thick, longer
 thin, straight sided
 indented
 rounded, rough
 thick
 smooth

DIAMOND
 thin, long
 thin, rounded
 indented
 straight line
 thin
 smooth

A Warm Welcome to Our New Members

Ben & Becky Cronin
 Don and Barb Chamberlain
 Paul Douglas
 Drew Hoevar
 Bob and Shirley Patterson
 Maxwell Seft
 Patrick Steele
 Lantz & Catherine Stein
 Gary Waugh
 Jeff & Sharon Wolosek



Many Thanks

By Cal Hackeman

Thank you to the Board of Directors for the gift certificate they presented to me at the conclusion of my term of office as President at the 2021 convention. It was quite a surprise and very much appreciated. The Board learned that Jeff and I have been actively planting everything from flower seeds to a 25' tall Weeping Cherry tree at our new home in Pennsylvania, so a gift certificate to our favorite nursery was just perfect. We used it the other day in connection with replacing a missing Boxwood at the front entrance – one of 4 Boxwoods in front of the porch had evidently died prior to us purchasing the house. We found a matching Boxwood at the nursery and now have it planted so everything is back to being symmetrical, just like it was when the house was built 21 years ago.

I'd also like to thank Dave Shetlar for his gift of a Diamond blue stretch glass plate. It was one of the many pieces of stretch glass which I did not have in my collection and I am very happy to have it along with several of same plates in green stretch glass. Thanks for sharing, Dave.



Bill Crowl Memorial Education Fund (BCMEF) Stretch Glass Collection is growing

By Cal Hackeman

Soon after Bill's passing in July, 2017, The Stretch Glass Society (SGS) established the BCMEF with cash donations from a number of generous SGS members. Several of us attended Bill's 'estate' auction where many pieces of his glass were sold. Several members purchased a significant amount of Bill's stretch glass; much of which has subsequently been donated to the BCMEF. Soon after the auction we had the opportunity to purchase the 17" Fenton Ruby 604 Plate which had been in Bill's 'red collection.' This stunning example of stretch glass became one of the first pieces in the BCMEF's stretch glass collection (the collection). In the intervening years, the collection has grown through purchases and from many donations. A number of the recent acquisitions were displayed at the 2021 Convention in Cambridge, OH.

During the 2021 Convention, several members made donations to the collection. We are very thankful for these donations, which consisted of the following:

- Fenton Tangerine #857 melon rib rolled edge footed bowl by Tim Cantrell
- Fenton Velva Rose late period Double Dolphin candy jar by John & Vickie Rowe
- Vineland blue console set with gold glue chip decoration by Mary Elda Arrington
- Vineland wisteria console set by Mary Elda Arrington
- Vineland blue console set by Mary Elda Arrington
- Fenton Celeste Blue #857 melon rib rolled edge footed bowl by Stephanie Bennett
- US Glass blue bread tray by Stephanie Bennett
- Vineland blue bowl with crimped edges by Stephanie Bennett
- US Glass open work (reticulated edge) console bowl, complete with ribbon to be put in the 'ribbon edge' by Stephanie Bennett



These photographs show the table display at convention which featured the most recent acquisitions by, and donations to, the BCMEF collection. Many items were donated earlier in the year, giving us a great variety of stretch glass for exhibitions and talks.

Many thanks to all our donors. We continue to be interested in having the collection include at least one piece of stretch glass from each of our members. If you would like to donate a piece from your collection please contact Cal Hackeman at [REDACTED] or [REDACTED] and he will help make arrangements for your donation to join the stretch glass in the collection.



TWO Auctions in October to Feature Stretch Glass

Saturday, October 9, 2021 – 10:00 AM CDT. A live online stretch glass auction of 300+ pieces of fine quality stretch glass items from the Arrington collection.



Friday, October 22, 2021 - 7:00 PM EDT and Saturday, October 23, 2021 – 9:30 AM EDT. Mid-Atlantic Carnival Glass Club Convention. A live online auction featuring 50+ pieces of stretch glass with a number of pieces of Imperial Jewels.



Register for and bid on both auction at www.tomburnsauction.com





VP Corner

Hi All,

I'm BACK! My last newsletter article mentioned that I planned to be "Gone Fishin'." Well, I was able to take my grandson fishing, but not nearly enough. Perhaps after I "retire" next March. In the meantime, I have opened my new antique Store -- "Pretty Things" to sell all the "extra" glassware, including Stretch and Carnival. So, if you're ever in the SW Missouri (Springfield/Branson) area, be sure to stop by and visit (and fish). I'm just a few blocks from Bass Pro Shop and the Wonders of Wildlife Museum.

Enjoy,

Tim Cantrell

Tim Cantrell, Vice-President

From your Immediate Past President

First, I want to thank each of you for entrusting me with the Presidency of The Stretch Glass Society for a number of years. I was privileged to have had an outstanding Leadership Team during my time as President and I thank each one of them for their outstanding contributions to the success of The Stretch Glass Society as we navigated a number of challenges and celebrated just as many – or more – successes. To my partner, Jeff, and my family, Pete, William, Amie, Ali and Everett, thank you for understanding when I was spending time and energy on The Stretch Glass Society, sometimes at your expense. Challenges and successes have been a way of life for all of us as the world continues to change around us. The Stretch Glass Society has had its share of both. I'd like to comment on two which I believe have been particularly noteworthy and far-reaching for us as an organization. The first is the decision to change from a "Hobby Club" established for the benefit of our members to a "Public Charity" with a mission of promoting and preserving American Iridescent Stretch Glass. While that decision required a few changes to the way we operated, it opened up many doors, especially in the area of funding to help us keep stretch glass alive as it turned 100 years old. Today we are a financially stable and solvent organization ready to meet new challenges and achieve new successes in the years ahead.

As a result of becoming a public charity, we transitioned from a primarily internally focused organization to one which is also significantly focused on establishing relationships with other collector organizations, glass collectors, museums, auctioneers, glass resellers and more. The Board of Directors and you, our members and friends, enthusiastically supported an active outreach program which resulted in members of The Stretch Glass Society displaying stretch glass, giving presentations on stretch glass, writing about stretch glass and providing stretch glass for exhibits in museums. I have long ago lost track of how many people or in how many cities and states we promoted stretch glass since our celebration of the 100th anniversary of stretch glass, but it is significant. As a result, today more people know more about stretch glass than at any other time in our history. And some of those folks are members of The Stretch Glass Society today, making us the strong and successful organization we are. The second noteworthy 'success' is still 'in-progress.' It is best described as promoting a return to the very origins of stretch glass which is to say encouraging folks to give and use stretch glass as was the case in the 'Early Period' and again in the 'Late Period' – as giftware and accessories to beautify our homes and tables. In recent years we have begun to publicize and promote the use of stretch glass in addition to, or as an alternative to, collecting it. This is a significant change if we are going to keep stretch glass relevant to the non-collecting generations which are rapidly becoming the heirs to our stretch glass. I'm proud to say that we are doing more today to encourage more than just looking at stretch glass. We are helping those who decorate and entertain understand how stretch glass meets their needs and desires, resulting in increased interest in, and demand for, stretch glass.

There are many other changes which we embraced during the past 10+ years. One of those is the rise of social media. It has been exciting to be at the forefront of our embracing of social media as it has overtaken traditional forms of communication. Again, you and your Board of Directors heartily endorsed investments in our website, Facebook group and page, Instagram and electronic publishing of The Quarterly, use of Zoom and much more.

Let's look forward together and embrace the changes and overcome the challenges which are sure to come in the years ahead. I've often said to you and our Leadership Team, "Change is the only thing that is constant." Never could that be more true than in 2021. I hope you will give Vickie and John Rowe and our Board of Directors your full support and enthusiasm as they lead us forward. I look forward to continuing to be a member of their leadership team and continuing to contribute to the growth and success of The Stretch Glass Society. Thanks again for giving me the opportunity to be one of the leaders of our Society.

Cal Hackeman

Cal Hackeman



Stretch Glass Seminars presented at Keystone and Lincoln Land Carnival Glass Conventions

By Cal Hackeman

Traveling Cal has been on the road again, this time to share stretch glass with the Keystone Carnival Glass Club in Harrisburg, PA, in May and the Lincoln Land Carnival Glass Club in Brookfield, WI in August. Both presentations were at the clubs' annual conventions. The Stretch Glass Society graciously thanks both clubs for inviting us to show and tell them about American Iridescent Stretch Glass. As is usually the case, some of the carnival collectors at each convention also have an interest in stretch glass and have various examples of it in their collections. It is wonderful to hear from them and to learn about their enthusiasm of iridized glass, whether it is carnival or stretch glass.



At Keystone the topic was "Similarities between Carnival and Stretch Glass." Cal highlighted these similarities

1. Both are iridized glass, with the iridescence being applied while the glass is hot
2. Both are made of colored or colorless glass
3. Both are molded glass
4. At least five companies made both types of glass - Fenton, Northwood, Imperial, Dugan/Diamond, and U.S. Glass
5. Many shapes and uses are similar, however, the stretch glass companies added and discontinued a few items to address changing consumer tastes
6. Both were re-introduced in later periods after the years when they were initially produced
7. In a few cases, the same pattern was used on item of both types of glass

He also pointed out the differences between stretch glass and carnival glass. Those differences include:

1. The sequence of iridizing and shaping the glass
2. Where the glass was made (US only for stretch glass versus the US and a host of international locations for carnival glass)
3. The use of exterior patterns versus "optic" geometrics

As always, Cal (and Jeff) brought along a full range of stretch glass items to show the variety of shapes and colors in which stretch glass was produced.

The Lincoln Land convention participants were treated to a splendid display of Ruby, Tangerine, Amethyst and Cobalt Blue stretch glass, including several one of a kind items and many rarities. The 17" Fenton ruby #604 salver from the Bill Crowl Memorial Education Fund collection was among the items in the display. Cal discussed the process by which stretch glass is made, the time periods and companies which produced it and then talked about many of the specific items in the display. Among the highlights were several shapes of Fenton ruby bowls from the #604 punch bowl mold, a pair of Fenton Royal Blue 8" colonial candleholders, a pair of Fenton Tangerine 8" colonial candleholders, the only known Fenton Tangerine 2-handled oval console bowl, a swung Tangerine diamond optic vase, a wide array of Fenton Wistaria candleholders and vases, a Wistaria 8-sided large salad bowl, and much more.




The Stretch Glass Society continues to be interested in sharing the story of stretch glass with those interested in antique and collectible glassware. If you are aware of a club which would enjoy seeing and learning about stretch glass, please contact Dave Shetlar, Director of Outreach, or Cal to coordinate schedules and other details.

Members Ask, We ID

This ID question from Don Ruppel was published in the August 1, 2021 Hooked on Carnival Mailing List.

I just unpacked a recent purchase and ran into a block trying to figure out exactly what I bought and what they are worth. This other bowl needs identification from our Stretch Glass experts. It is 11 1/4" x 3" high and has a 3 1/4" base. The stretch effect is very light and can be seen on the edges and inside bottom.



Cal Hackeman's reply:

Your stretch glass bowl is Northwood Jade Blue, most likely #649 based on the dimensions you provided. Jade Blue is a color only made by Northwood and typically has light, but obvious iridescence. Northwood produced many items in Jade Blue including bowls of many sizes, footed bowls, compots, sherbets, plates, bon bons, candleholders, both short and tall, a night set, and vases. The night set and some of the vases have the diamond optic interior. This optic design is not easily seen due to the opaque character of the Blue Jade glass. There is likely a Northwood black base which will fit under your bowl and there are several pair of candleholders which would look very nice with your 'rolled rim' bowl.

I'm including photos of some of the Jade Blue candleholders, in case you are interested in looking for a pair. Most of the candleholders are not difficult to find, especially if you watch the auctions of stretch glass.

Congrats on a nice purchase.

Cal



Recent Finds

By Cal Hackeman

Auctions abound it seems and many of them include some stretch glass. One of the recent Burns Auction Service auctions had a nice selection of stretch glass vases and a few of them came home with me. The prize of the day was a 'Ring' (technically a swung Concentric Ring) vase in Florentine Green by Fenton from the early period of production. I'm excited to match it up with the smaller version which I have in the same color. They will make a nice pair.

The remaining vases I acquired from this auction were all Imperial smooth or interior panels vases. They range in size from quite large to quite small and are each in a different color. The largest is 12 1/2" tall and 9 3/4" in diameter at the top in Pastel Marigold – really more shiny than stretchy, but I didn't have that size in that color! The smallest was marigold on milk glass – very light marigold, I might add – and also pretty shiny. It is 7 1/8" tall and barely 3 1/2" across the top. These Imperial vases are numbers xx to xx for me. Believe it or not, I'm still looking for a number of these vases in sizes and colors which I do not have.



Outside of the auction world, there are interesting examples of stretch glass to be found. Take, for example, this Fenton Velva Rose Spittoon or Cuspidor. It is 7 3/4" across the top and 4 3/8" tall. We do not find too many of the Spittoons in stretch glass; this one joins a smaller one I have which is Persian Pearl.



eBay has had a few interesting offerings of stretch glass recently. One seller offered a set of 6 and a set of 5 of Fenton's octagonal luncheon plates in what appeared to be Florentine Green. These do not have the Laurel Leaf edge. The seller was open to a reasonable offer for all 11 of them – I'm sorry there wasn't a 12th – so I bought them all. Much to my surprise when they arrived, they are not Florentine Green, but a color very much like Green Ice (by Imperial). There is no doubt they are Fenton plates, so Fenton must have had a 'bad' batch of Florentine Green or a pot of this other green glass the day they made these plates. They also remind me of the US Glass plates we see once in a while in what has been called "Antique Green". Whatever they are, color-wise, I'm glad to have them. If you happen to have a 12th one, I'd be happy to have a chat with you.

An eBay seller offered this US Glass 'rays and points' 10 1/4" plate recently. I didn't have one so I placed a bid and won the auction. It is amber in color; a plate like this one is pictured in AISG.



This piece, from a friend, is a US Glass tall comport in what I believe is the #314 line. The blue similar to Celeste Blue in color, it stands 7 1/4" tall and is 4 1/4" in diameter at the top with a 3 1/8" diameter base.

Finally is a piece found by Barb and Don Chamberlain who submitted this recent find: Every once in a while we "need" to go antiquing. There are very few antique malls or shops in our area, and many collectors nearby that go hunting carnival and stretch glass. We hadn't been to this particular antique shop, about two and a half hours away, for quite sometime, so off we went. We arrived and started our trek around the shop. About halfway through, I spotted a celeste blue Adam's Rib candy jar in a locked case. Don went to find a clerk to open the case. After trying nearly all the keys on her ring, she found the one that opened the case. After inspecting the jar, we decided that it was going home with us.

The interesting part of finding that candy jar is that this was the same shop we found the Adam's Rib vase two or three years ago. Perhaps we will continue going there to find some nice stretch glass. Now, if we were to use this, I would probably fill it with chocolates. But wait! Why fill it when I know we're going to eat the candy so fast that why bother filling it!

The second picture shows our vase and pitcher. We also have a set of hollow candlesticks and a mug - all in celeste.

Yes, Virginia, there is stretch glass for sale if you keep your eyes and ears open!



STRETCH GLASS SOCIETY BOARD OF DIRECTORS (next election year)

OFFICERS:



CO-PRESIDENTS:
Vickie & John Rowe (2023)



SECRETARY:
Laurel Wagner (2022)



VICE-PRESIDENT:
Tim Cantrell (2023)



TREASURER:
Cal Hackeman (2022)

DIRECTORS:



Director of Outreach:
Dave Shetlar (2023)



Director of Social Media:
Gary Senkar (2022)



Director of Fundraising:
Bob Henkel (2023)



Director of Souvenirs:
Jim Steinbach (2023)



Director of Stretch Out Discussions:
Mary Elda Arrington (2022)




Director of Advertising and Promotion:
Hunter Blakenship (2022)



Director of Newsletter:
Sandy Sage (2022)



Membership Administrator
(appointed by the Board of
Directors)
Gary Sullivan



Newsletter Editor
(appointed by the Board of Directors)
Becki Ann Selby
critterfarm101@zoomtown.com





WE HOPE YOU ENJOYED THIS ISSUE OF THE STRETCH GLASS SOCIETY'S QUARTERLY!

Thank you for being a member of the Society and supporting our on-going activities. If you are not a member, we invite you to join our Society and enjoy the full benefits of membership and/or make a contribution to further the promotion and preservation of stretch glass. Contributions may be made via our website or by mail to Treasurer, The Stretch Glass Society, [REDACTED]

ABOUT THE STRETCH GLASS SOCIETY:

The Stretch Glass Society is an avid group of Stretch Glass collectors, buyers, sellers, auctioneers, and researchers. We are a 501 (c)(3) charitable organization. Our goals are to promote and preserve this beautiful glass and the history of its manufacture as part of our American heritage. We undertake activities to interest and educate all who seek to learn about stretch glass and encourage learning and enlightenment of this unique glassware produced in America from 1912 through the mid-1930s and from 1970 until 2011. We are the only organization dedicated exclusively to the promotion and study of iridescent stretch glass.

Membership in the Stretch Glass Society is open to all. Annual dues for members who receive communications by email, including the Quarterly newsletter, are \$18 per year; annual dues for members who receive the newsletter by mail are \$28 per year (higher if outside the US). A membership may include all persons residing at one address and renews annually on January 1st.

Membership benefits include:

- A subscription to The Stretch Glass Quarterly, which includes recent discoveries and transactions, and pieces of stretch glass.
- Full access to www.stretchglassociety.org including the member-only resource pages that contain a significant collections of catalogs and other materials from the Fenton Art Glass Company, plus over 150 past issues of The Stretch Glass Quarterly
- An Annual Convention and Stretch Glass Show, complete with educational displays and seminars.
- Opportunities to network with over 125 stretch glass enthusiasts and receive assistance with identification of stretch glass. Invitations to Stretch-Out Discussions, held virtually 4-6 times annually to discuss specific aspects of stretch glass.

BECOME A MEMBER TODAY! Complete form or join online at www.stretchglassociety.org

Please print legibly and place an "X" in the box for each line of information that you DO NOT want published in the annual SGS Member Directory.

NAME(S) _____
 STREET ADDRESS _____ CITY _____ STATE ____ ZIP _____
 E-MAIL ADDRESS _____
 TELEPHONE _____

Make check payable to The Stretch Glass Society. Mail form and check to:
 SGS Treasurer, The Stretch Glass Society, [REDACTED]