

Inside

The "Lesser" Stretch Glass Companies I	3
31 st Annual Convention, Show & Sale Update	5
The Spring Palette	5
Stretch Glass on the Table ..	6
In the Limelight	7
Seekers/Sellers	8
New Book Announced	9

Presentation Packet Available FREE!

For your next presentation on Stretch Glass, borrow the SGS presentation packet to support your 'Show & Tell!' Shipping, both directions, will be paid by the Society! Included in the packet:

- ▶ **POWER POINT PRESENTATIONS** on CD for hard-copy duplication or use directly from a computer & tv or digital projector (not a DVD!)
- ▶ **VHS videocassette** of SGS club souvenirs being made by the Fenton Art Glass Company
- ▶ **35mm slides** illustrating the process of making stretch glass
- ▶ **American Iridescent Stretch Glass**, by Madeley/Shetlar as support (if you don't have a copy)
- ▶ **Dolphin Photo Album** from the 1996 Convention Club display
- ▶ **"Stretch, that 'Other' Iridescent Glass,"** by Helen and Robert Jones in *Glass Collector's Digest*
- ▶ **Talk Tips**, some suggestions to help you organize your talk

Contact: Renée Shetlar at

© Copyright, 2005 -- The Stretch Glass Society. All rights reserved. No material may be reproduced, in whole or in part, in any form whatsoever without written permission of the Executive Board.

FOUNDED APRIL 21, 1974 IN DENVER, PENNSYLVANIA

THE STRETCH GLASS SOCIETY

QUARTERLY

APRIL, 2005

Message from the President

Fellow Iridescent Stretch Glass Enthusiasts,

Depending on where you call home, I suppose you are either seeing the final days of the long winter or enjoying the early days of spring — put another way, you are probably enduring the tests of cabin fever or rejoicing at the sign of the seasonal antique shows. Here in Virginia, where I make my home, antique shows and flea markets are in full swing with some of the larger east coast shows in Pennsylvania and Massachusetts right around the corner. Maybe you have made a few purchases on eBay or from your private sources since the holidays. Whatever it is that you are doing to hunt down one piece, or many pieces, of iridescent stretch glass I hope you have been successful in your endeavors. There is no thrill quite like winning an auction or finding a bargain or a hard-to-find piece of stretch glass and luckily there seems to be a reasonable supply of good pieces for sale if we are willing to make the effort to find them.

As you will read in this edition of the SGS Quarterly, plans are in full swing for our 2005 convention, show and sale to be held July 27-29, 2005, in Parkersburg, WV. Our convention will immediately precede Fenton's 100th anniversary celebration. Please try to join us for a few days of fun, education, buying and/or selling and enjoying the camaraderie of your fellow iridescent stretch glass collectors. We have a convention packed with events but with ample time to relax and enjoy the hundreds of pieces of iridescent stretch glass that will be on display. This year we are asking members to bring an arrangement of iridescent stretch glass indicative of how they use their glass when entertaining with it in their homes. These displays will be photographed and then made



Joanne Rodgers' display at the 2004 SGS Convention



Renée & Dave Shetlar's display at the 2004 National Imperial Glass Collectors' Society Convention

available to newspapers, magazines and others interested in featuring iridescent stretch glass. Joanne Rodgers is once again leading the organization of the convention, show and sale, with Jim Steinbach working closely with Fenton to obtain a new piece of stretch glass for us to add to our collections. Many thanks to both of these folks, along with Stephanie Leonard Bennett, Dave and Renée Shetlar and the rest of the leadership team for working together to bring you the 2005 convention, show and sale.

Continued on page 7

STRETCH GLASS SOCIETY EXECUTIVE BOARD

PRESIDENT: Cal Hackeman

VICE-PRESIDENT: Stephanie Leonard Bennett

**SECRETARY/
NEWSLETTER
EDITOR:**

Dave Shetlar

TREASURER: Nancy Waln

DIRECTORS

ADVERTISING/PROMOTION: Sharon Mizell, MD/2005

HISTORICAL INFORMATION: Millie Coty, WV/2006

CONVENTION/SHOWS: Joanne Rodgers, OH/2005

NEWS/TECHNICAL INFORMATION: Renée Shetlar, OH/2006

WAYS AND MEANS: Jim Steinbach, OH/2006

NOTICE: International members making payments to The Stretch Glass Society must now make them using MONEY ORDERS. This change is being made so that the Society will not be charged additional fees by our bank for each foreign check deposited. If you have questions, please contact the Treasurer, Nancy Waln.

SGS Annual Member Directory

The Annual Member Directory will be updated in the spring and available to any current member by **request**. The directories are available as a hard copy distributed via mail or electronically via email. New members continue to receive an initial hard-copy of the directory in their membership packet. Any member wishing to receive a copy of the SGS Member Directory, please contact Dave or Renée Shetlar via telephone at [REDACTED] or email at [REDACTED]

WELCOME NEW MEMBERS!

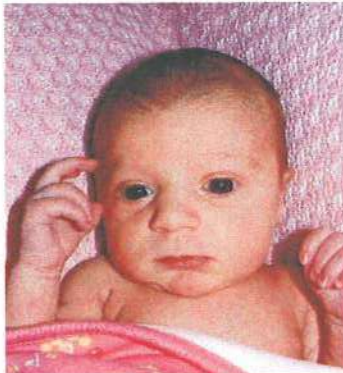
Judith Danzinger, [REDACTED]
Terrell & Grace Grace, [REDACTED]
Dennis & Carla Hedges, [REDACTED]
Anne & Gary Musser, [REDACTED]

DIRECTORY UPDATES AND CORRECTIONS

Larry & Connie Rich [REDACTED]

Meet the Shetlar's New Granddaughter!

Marissa Rosary Ricigliano arrived February 3rd in Naples, FL and weighed in at 6-lbs, 7-oz. Little Marissa has a big brother, Collin (nearly 10), big sister, Sage (8), two Shelties (Wally and Isabella), a very mean cat named Leon and, oh yes, Mom (Norann) and Dad (Vinny) to love and take care of her. Mom and Dad will be looking to her as well as her brother and sister to work at their Italian restaurant, Maximo's. Grandma and Papa will be looking to train all three in the art of collecting and appreciating iridescent stretch glass!



Okay, when you take over as Editor of the SGS Quarterly, you can show lots of pictures, too!



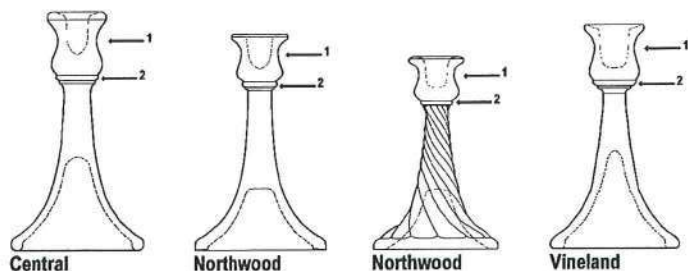
The "Lesser" Stretch Glass Companies I

by David Shetlar, SGS Quarterly Editor

I have to chuckle when we refer to those companies that made little iridescent stretch glass as being "lesser" companies. Actually, Jeannette, Central and Lancaster made lots of glass, but little of it was iridescent stretch glass. Some recent research on Central is finally showing the magnitude of this company's production and we have to remember that Lancaster eventually turned into Anchor-Hocking which continued producing glass in the Lancaster, Ohio area until relatively recently. Vineland is still a real mystery, but we have found that there are a couple of folks who are gathering information on this company also. This company apparently made a lot of "specialty" glass used outside the tableware arena. Since we are going to have a club display this year on Central, Jeannette, Lancaster and Vineland, I figured I should take a break covering the Fenton lines and review these "lesser" companies. In this edition, I will concentrate on Central and Lancaster.

As far as we can tell, Central used only one bowl mold, one of the 10-inch variety. This bowl (figs. 1, 2, & 3) is usually found flared, but the rolled rim one is also obtainable. I was surprised to find the wide flared one in the collection of one of our members this last year. The most common colors are green, topaz and a light Celeste blue-type color. A nice wisteria is also known, but very uncommon. We have long known that Central made two sizes of trumpet-shaped candleholders (figs. 5 & 6), both of which are difficult to distinguish from the large candleholder of Diamond and small candleholders made by Northwood and Vineland. The tall Central candleholder has a more rounded base and the ring

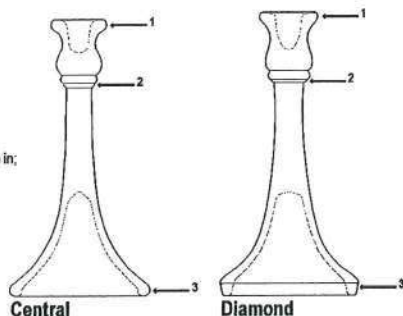
Short "Trumpet"



1. Cup height: Northwood, short; Central, tall; Vineland, medium
2. Holder rings: 2 rings = Northwood & Central; 3 rings = Vineland

Tall "Trumpet"

1. Cup Rim: Central, rounded & no mold seam;
Diamond, angular & mold seam
2. Second holder ring: Central, straight sholder & cove in;
Diamond, rounded out
3. Base: Central, rounded & no seam;
Diamond, straight sided & mold seam



under the candle cup is slightly thicker. The small Central candleholder has a tall candle cup (compared to Northwood's) and two rings where the candle cup joins to the base (the

Vineland ones have three rings).

Since publishing the book, I have found what I believe has to be a Central center-handled server (fig. 4). The green color matches the bowls that I have inspected and the handle shape is unlike any of the other companies.

The number of confirmed Lancaster pieces is continuing to increase. Their plain crystal and marigold stretch is generally undistinguished. Fortunately, Lancaster used a unique flower



and leaf motif on a large number of their pieces which are a sure-fire way to make the attribution. They also are one of the few companies that commonly

applied an over-all enamel coating on the exterior of pieces (or interior of jars). This enamel coating usually comes in three patterns - a green to yellow (figs. 12, 13, 16), a red-orange to yellow (figs. 9, 10, 23), and an overall white (fig. 18, 22). The characteristic flower and leaf motif was painted under the overall coating. We have seen a rare pink piece (fig. 24) and I believe I have a blue bowl (not illustrated) that may be Lancaster. All the other pieces are crystal glass with crystal iridescence (figs. 8, 11, 14, 15, 19 & 25) or bright (figs. 7, 17) to brown marigold-type (figs. 19, 20) iridescent coatings.

Lancaster appears to have used one bowl mold for most of their pieces which is commonly in the 45-degree shape (fig. 10). Diamond made a very similar bowl. This bowl can be raised and flared (fig. 11) and occasionally flared and flattened (fig. 12). The next most common piece is a compote (fig. 23)

that is also usually in a 45-degree shape, but can be flattened down, even into a cake plate (fig. 24). A mayonnaise (fig. 16) is also fairly obtainable and we even found one with a lid (fig. 9).



I had originally figured that someone had taken a candy jar lid (figs. 7, 13) and married it to the mayonnaise, but the mayonnaise lid has been flattened out too much to fit on the candy jars! Note the ladle that was found with the green mayonnaise. It is not iridized, but has the matching enamel.

As far as candy jars go, Lancaster made quite a number of different styles. They made a tall footed and short footed, rounded style (figs. 7 & 13 respectively); a cone-shaped one (fig. 8) that is incorrectly attributed to Fenton in the major carnival identification book, the covered mayonnaise (fig. 9) and two low jars, one a three-footed piece (fig. 14) and one made from a bowl shaped base (fig. 15). In fact, I was able to finally identify the plate (fig. 21) by comparing it to the bowl (they have identical bases). Jim Steinbach also showed up with the very small bowl (fig. 25) and underplate (with optic rays) which is a new discovery.

Finally, Lancaster made one blown-molded piece which was called a "pea vase" (fig. 18). I know of two cheese and cracker-type servers, one with the dish fitting into a depressed base (fig. 19) and one fitting in a molded ring (fig. 20). The handled server has a very thick shovel-shaped handle (fig. 17) and only one type of candleholders (fig. 22).



fig. 1



fig. 2



fig. 3



fig. 4



fig. 5



fig. 6



fig. 7



fig. 8



fig. 9



fig. 10



fig. 11



fig. 12



fig. 13



fig. 14



fig. 15



fig. 16



fig. 17



fig. 18



fig. 19



fig. 20



fig. 21



fig. 22



fig. 23



fig. 24



fig. 25

31st Annual Convention, Show & Sale July 27 – 29, 2005

Holiday Inn, Parkersburg, WV

by Joanne Rodgers, Director



As promised in January, a convention schedule is published herein so you can coordinate your SGS activities with the Fenton Art Glass Company's 100th Anniversary events.

The group Club Display will feature iridescent stretch glass made by the lesser known companies of Central, Jeannette, Lancaster and Vineland.

The Executive Board will meet at 4PM Wednesday and, with luck, will be finished in time to join everyone for the wine and cheese gathering at 8PM.

Thursday morning, at 9AM, a FREE breakfast will be provided to all members attending the Annual Business Meeting.

In addition to the breakfast, you will be able to draw a number to determine your entry order to the exciting Sales Stampede which will take place immediately following the business meeting. All not attending the meeting will fill in at the end of the Stampede line.

As in the past, there are hours when the public will be able to visit our display/sales room. On Thursday, the doors will be open to visitors, free of charge, from 12NOON to 5:30PM and we are encouraging everyone to attend Dave Shetlar's annual Stretch Glass Review.

The buffet banquet is scheduled for Thursday evening at 7:30PM in the hotel dining room. At approximately 8:30PM, we will move into the Marquette Room (sales/display room) for our guest speaker's presentation. Non-members wishing to attend the banquet and talk will be welcome by purchasing tickets. Those wanting to listen to the speaker only may do so free of charge.

We are fortunate to have as our guest speaker this year, Dean Six, author of "Viking Glass" and "West Virginia Glass Between the World Wars." His presentation for the SGS is titled: "The West Virginia Glass Industry, A Long View." Six is the Managing Editor of the West Virginia Museum of American Glass publication "All About Glass" and is also employed with Replacements Limited.

On Friday, the Marquette Room will be open to the public from 8AM until 4PM and all are encouraged to attend the 3PM seminar (subject to-be-determined).

The final convention event will be the members-only Raffle Drawing and Whimsey Auction, which will be held from 4PM to 5PM. Photos of the Raffle and Auction pieces will be distributed in the registration packet which will be mailed later.

The 5-o'clock bell will announce the end of the Stretch Glass Society's Convention, Show and Sale for the 31st year and packing will begin. By 12MIDNIGHT, all packing must be completed and boxes removed. Saturday and Sunday will now be free for shopping, participating in the Fenton celebrations or returning home.

As we all have experienced in our daily lives, costs of

conducting the convention have increased each year to the point where we can no longer absorb them through the sales of annual souvenirs, the raffle and the whimsey auction. After much consideration, the Executive Board has initiated a **\$10 per person registration fee** to help defray those expenses.

If you have not already done so, reserve your room at the Parkersburg Holiday Inn by calling **Mary Ann Life at their toll-free number 1-877-985-6200!** Identify yourself as a Stretch Glass Society member and ask for a first floor room in the block reserved for the SGS. Other hotels in the area can be located by calling the Convention and Visitors' Bureau in Parkersburg (1-304-428-1130 or 1-800-752-4982), or via the Internet at <http://www.hotels-rates.com/Parkersburg/WV/usa/>. Williamstown, WV and Marietta, OH are in close proximity to Parkersburg.

As we have stated in the last several newsletters, rooms will be at a premium due to the Fenton 100th Anniversary Celebration. Our block of rooms is reserved **through JUNE 27, 2005**, after which remaining rooms will be released back to the hotel – and there are **NO EXCEPTIONS!** Any reservations made after that date may not qualify for our group rate of \$65 per room, or \$75 for a pool-side room (plus taxes, of course).

Now's a great time to make those summer plans to spend time getting to know other stretch glass collectors and join in on all the other events and activities taking place in the Parkersburg, Williamstown and Marietta areas this July/August! We look forward to seeing you all there!



West of I-77 at exit 176



Iridescent Stretch Glass **– The Spring Palette**

by Stephanie Leonard Bennett,
Vice President



By the time you get this newsletter, spring will be here!

But that's hard to imagine as I look out my window today in New England at yet more snow and freezing rain. At this time of year I'm finally tired of the dark and muted shades of winter and yearn for the delicate pastel colors of spring: sprouting grass and new leaves of Florentine green, Velva rose and Persian pearl apple blossoms, Topaz daffodils, Wisteria lilacs and crocus, and sunny skies and running streams in shades of Aquamarine and Celeste blue. I know



that stretch glass comes in bold and vibrant colors as well, but the common shades that most of us fell in love with first are truly the colors of spring.

So, on this dismal day in March, I'm planning the table setting for a spring dinner party, using a beautiful table cloth with sprigs of Wisteria violets, Celeste blue forget-me-nots, and Florentine green leaves -- and the coordinating stretch glass, of course! And I'll reward myself for slogging out to the supermarket today, and brighten the kitchen table, with a bouquet of daffodils in a Celeste blue vase.

Think spring, think stretch!

Setting A Stretch Glass Table

by Renée Shetlar, Director

I am so excited about this year's personal display "challenge" at convention! Normally, we take a few of our most recently acquired pieces of stretch glass for our display table, but this year, it will be so much fun putting together an actual table setting.....and, it can be as elaborate or simple as we like!

For members traveling some distance, they can bring a single place setting and for those of us with less of a journey, we can bring whatever our vehicles will bear!

Stephanie's remarks about choosing a spring palette for her table reminds me of some of the dinner parties we have hosted in our home. We belong to a Couples International Dining group and try to host a dinner in the spring (the time of year that Dave is somewhat available to help with getting the house in order).

We just hosted one of these gatherings and the menu was French. We had to come up with a table for 12 and I used colors to compliment the vintage table cloth I have that has a dark green background with pink, yellow and very pale blue flowers. Of course, I gathered Topaz, Florentine Green and Velva Rose candleholders and Topaz compots (for the fruits/flowers) as the very long centerpiece. I used Topaz saucers for the butter plates, Florentine Green, Topaz and Velva Rose sherbets for the dessert dishes, and Celeste Blue and Topaz individual nut cups for the butter mints. The dinner and salad plates, I decided to stay with my green majolica "dragonfly" set. For the beverages, I used our collection of Cambridge/Tiffin (?) stemware with pink, diamond-optic bowls and green stems, regular green water glasses and crystal beer glasses. I also used some of my bakelite flatware in the green and yellow "families."

Now, we have a real opportunity to see what we might be able to come up with for a different color palette for convention.....hmmm, maybe St. Patrick's Day, Passover, Easter, Cinco de Mayo, Mother's Day, Victoria Day, Memorial Day, Father's Day, Canada Day, Independence Day, Yom Kippur, Halloween, Thanksgiving, Hanukkah, Christmas, New Year's, or maybe the Lazy Days of Summer with sandwiches and lemonade! Oh my!

Not the First for SGS Convention

That's right. Setting a stretch glass table for convention display has been done many times by creative and

enthusiastic members practically since the inception of the Society.

We remember the very first convention that we attended back in 1991 in Batavia, New York. What a grand time we had seeing more stretch glass than we had ever seen in one place before.

Setting a wonderful table in Topaz that year was Rosa Schleede, the local convention "host." It was this year that she also opened her home to the Society for a tour! We didn't think it was possible to get that much glass -- stretch and carnival -- in one house!



Another member, known for her stretch glass table setting displays, was Joanne Dolby. One of her last displays was done for the 1994 convention in Aurora, Illinois. It consisted of a round table set for four using Celeste Blue, Topaz and Velva Rose. Her centerpiece was a beautiful Velva Rose vase with peach-colored flowers.



In 2002, Helen and Bob Jones delighted convention-goers with a single place setting using candleholders, bowl, vase, lemon server, small comport, cup/saucer set and salad plate in a combination of – Celeste Blue, Florentine Green, Persian Pearl, Topaz and Velva Rose. Topping the scene off was a lovely little ceramic tea pot.

Picking up the tradition over the last couple of conventions has been Joanne Rodgers. Last year she highlighted her table with a wonderful cream colored lace table cloth set with six places for dessert. Someone must have beaten us to the dessert, though, because when we saw the display, not a single morsel was left! See the front page of this issue for a photo.

So, as you can see, we're following somewhat of an SGS tradition for convention in asking members to bring stretch glass to display as if set for a tea, a lunch, a dinner or a dessert. Most of all, have fun in coming up with your table design....and don't forget to bring your camera!

President's Message—continued from page 1

Last month I used my message to tell you about the results of our member survey. The leadership team continues to look at ways to implement your suggestions. On our March board call we talked about how to encourage regional gatherings of stretch glass enthusiasts, something that many of you indicated you would like to see happen in your areas. We have agreed to take a leadership role in organizing a few of these in 2005-2006 and hope that many of you will also volunteer to help out, maybe even host a gathering of fellow collectors in your home or in conjunction with a local club meeting or local show. These regional gatherings will only be as good as each individual member makes them. Please start thinking now about what you can do to help bring the others interested in iridescent stretch glass together in your region in the coming year.

Whether you are buying, selling or just enjoying iridescent stretch glass, the Stretch Glass Society, now in its 31st year, is here to help you learn about and enjoy this unique glass. We look forward to seeing you in Parkersburg, WV in July or hearing from you for publication in a future edition of the SGS Quarterly. Happy collecting.

Cal Hackeman

Survey Drawing Winners

Grace Leigh, Scottsdale, [redacted]

Wally McDaniel, [redacted]

Rex Tatum, [redacted]



IN THE LIMELIGHT!

assembled by Renée Shetlar

Wally McDaniel has been pretty busy this winter. Not only did he take time to complete our Membership Survey and win one of the drawings, he has also been out "spreading the word" about iridescent stretch glass.

Wally writes: "Enclosed are pictures of stretch glass that I displayed in [my local] library in November, 2004. The City

of Manteca Library [is located at] 320 W. Center Street, Manteca, CA. The people that work in the library said they liked the display but did not know what stretch glass was until seeing the display.

They also said there was a lot of interest by everyone. I had never done a display at a library before and thought it was fun. When I set the display up, and while taking it out, there were many people asking questions such as what kind of glass was it, how old, where do you find it. Of course, I did not want to tell 'trade secrets' like where you find it! Maybe I told a little bit but not all.

I felt kind of strange when I was bringing the stretch glass into the library at the busiest time of day. Wheeling a dollie with banana boxes into the library, people looking at me like I forgot where the grocery store was! You do deliver bananas to a grocery store don't you?

All in all, it was very enjoyable displaying something that you love so other people can enjoy it also. The glass was displayed for the month of November, 2004."

[signed] Wally McDaniel



Thank you so much, Wally, for sharing your experience with us. As I recall, Augusta Keith set up a stretch glass display at her local [Marion, OH] public library a few years ago. As soon as we have a few "spare" minutes, we're planning to put together a display for our local library as well.

As Wally said, it's really fun and simple. Most public libraries (and some Historical Societies) are looking for such collectible displays and it may as well be STRETCH!

If you are a bit more adventuresome, and would like to prepare a talk for a local group, you may want to consider borrowing the SGS support materials. Note, however, that these materials (listed on front page) DO NOT STAND ALONE. The videocassette can be used alone, but the Power Point which is on a computer disc (CD) is not a self-contained presentation. It is also not a DVD and can not be used in a DVD player; it requires a computer (laptop or desktop). For additional information about these materials and their availability, please contact Renée Shetlar.

Seekers and Sellers

Seekers

Bill Crowl

Unusual shapes and colors; one piece or a collection bought and sold.

Jim Davies

I am looking for pieces of Vineland Flint Glass Works glass to aid in my research. All pieces considered, but vases and candlesticks preferred. I will pay shipping and insurance.

Cal Hackeman

I am always looking to acquire mint condition Iridescent Stretch Glass – 1 piece or an entire collection – my wants may be in your collection.

Sellers

Cal Hackeman

I have a large selection of Iridescent Stretch Glass – over 100 pieces – your wants may be in my inventory. A list and photos are available to anyone upon request.

Recent Iridescent Stretch Glass eBay PRICES!

Imperial "Double-Scroll" bowl, GREEN ICE \$234
Fenton #857, "Mellon-Rib" bowl, TANGERINE \$38
Fenton #1504A, 3-Dolphin bowl, VELVA ROSE. ... \$140
Imperial "Flip" bowl, 13", MARIGOLD ON PINK \$23

Conventions, Shows and Sales

National American Glass Club

21st Annual Glass Seminar

May 5 to 7, 2005

Renaissance Asheville Hotel
Asheville, North Carolina

For additional information visit the website at –
<http://www.glassclub.org/webflyer10-14-04.htm>

Heisey Collectors of America

34th Annual Premiere Glass Show and Heisey

Glass Display

June 16-18, 2005

Ohio State University/Newark Campus
Country Club Drive
Newark, OH

\$5 admission on Thursday and Friday, Saturday is free

For additional information call Bill Douglas at 740-345-2932, extension 3 or email at director@heiseymuseum.org or visit the website at – <http://heiseymuseum.org>



N.I.G.C.S.
Imperial Glass
2005 Show and Sale



Dealers specializing in:

Candlewick, Cape Cod, Carnival, Slag Glass,
Free Hand & Lead Lustre, Milk Glass,
and many other pattern lines.

Saturday, June 4 • 1:00 - 4:00 PM

Sunday, June 5 • 11:00 AM - 3:00 PM

Admission: \$3.00

Belmont Technical College, Horizon Room
Exit 213, 1-70, Belmont, OH





TIFFIN GLASS COLLECTORS CLUB[®]

20th ANNUAL SHOW & SALE

SCHOOL OF OPPORTUNITY
780 E. Co. Rd. 20 - Tiffin, Ohio

DIRECTIONS:
US Route 224 to St. Rt. 100, then follow the signs.

Sat., June 25, 2005	10 AM - 5 PM
Sun., June 26, 2005	11 AM - 4 PM

Admission: \$3.00

Reservations Required for Banquet & Auction, Saturday - 7 PM

SPECIAL GUEST & BANQUET SPEAKER:
Dean Six, Curator of West Virginia Museum of American Glass, Author & Researcher

Information: (419) 447-5505 or (419) 447-0572
or visit our website at www.tiffinglass.org


Coming *Soon* from Schiffer Publishing!



Early Fenton Rarities

1907-1938

Early Fenton Rarities 1907-1938



Thomas K. Smith



A Schiffer Book for Collectors With Price Guide

For one hundred years, the Fenton Art Glass Company of Williamstown, West Virginia, has been producing spectacular glass tableware and gift items. Displayed in over 870 brilliant color images are the best, rarest, and most coveted of Fenton's early production, from the early 1900s through the 1930s. They include Carnival Glass, American Iridescent Stretch Glass, Freehand Hanging Hearts, Karnak Red and Mosaic, Art Deco Dancing Ladies vases and urns in unusual colors, Two-Tone stretch and opaque candlesticks, September Morn Nymphs, #1639 Elizabeth, Lincoln Inn, and Satin Etchings.

Also in this valuable guide are dating and pricing information, important collecting tips, numbers of pieces known in given production lines, and values in the captions. Everyone who loves art glass needs this book!

Thomas K. Smith has been collecting and dealing in glass for many years. A long-time resident of Indianapolis, Indiana, he has served on the boards of two national glass clubs.

The book is available for \$29.95, and can be purchased at fine bookstores everywhere, or directly from the publisher at www.schifferbooks.com.

For more information, contact:

Schiffer Publishing, Ltd. ♦ 4880 Lower Valley Road, ♦ Atglen, PA 19310 ♦ 610-593-1777 ♦ 610-593-2002 (fax)
www.schifferbooks.com

**31st Annual SGS
Convention, Show
& Sale
July 27 to 29, 2005
Holiday Inn/Parkersburg
Parkersburg, WV**

TO:

first class mail

<http://StretchGlassSociety.Org>

QUARTERLY
THE STRETCH GLASS SOCIETY
FOUNDED APRIL 21, 1974 IN DENVER, PENNSYLVANIA

**Be an Ambassador for Iridescent Stretch Glass!
Help Recruit Other Enthusiasts to the SGS!**

SPECIAL NEW MEMBER RATES:

**January-March: \$22/USA, \$24(USMO)/INT'NL
+ all 4 issues of the *SGS Quarterly*!**

**April-June: \$16.50/USA, \$18(USMO)/INT'NL
+ 3 *SGS Quarterly*'s!**

**July-September: \$11/USA, \$12(USMO)/INT'NL
+ 2 *SGS Quarterly*'s!**

**October-December: \$5.50/USA, \$6(USMO)/INT'NL
+ 1 *SGS Quarterly*!**

Renewals are due annually on January 1st

**(Due to additional fees charged by our bank for foreign checks,
International members must make payments using Money Orders)**