

# QUARTERLY

## MAY 2007

### INSIDE

Iridescent SG on The Table . . . . .	1
Presidents Message . . . . .	2
33 <sup>rd</sup> Annual Convention . . . . .	4
Iridescent Stretch Glass Plates II .	5
Stretch Glass Plates in Color . 6 & 7	
Sales Stampede & Recent Sales .	8
Shows & Museums . . . . .	9

### Setting A Fine Table!

By Renée Shetlar

How do you set your table? Do you use your best china for guests; your everyday dishes for family meals? Maybe you have special dishes you use when you serve snacks or desserts. Have you ever considered using your iridescent stretch glass for these occasions?



Yes, yes, I know some of you are mortified at the thought of using pieces from your collection. In fact, we've known fellow SGS members who actually shuddered at the thought of doing something other than displaying their stretch glass! Well, if you are like us, we have so many pieces of stretch that if we didn't use it occasionally, we'd have to have three-quarters of it hidden away in boxes and we'd never see it!

Now, I'm not advocating using your stretch glass for every day! After all, it isn't exactly for sale at the local department store. It is still available, if you are persistent and patient in searching on the internet or in antiques malls. It does, however, warrant careful use. I wouldn't recommend putting it into your dishwasher. Instead, use the same kind of care you would take with your best china or crystal. But, for heavens' sake, don't be afraid to use it.

If you prefer not to use your pieces to serve food or drinks from, use them to dress/decorate your tables. If you decide to use your stretch to hold fresh, cut flowers—be certain to change the water frequently or empty it immediately and clean after removing the flowers to avoid mineral deposits.

PLATES—the topic of Dave's technical article last issue and continuing in this issue—are probably some of the easiest and most practical stretch glass items to use. When we buy plates, we seem to buy *sets* (usually found in quantities from four to six or eight), but some prefer to buy one plate at a time in an attempt to develop a collection of one in each color. The nice thing about stretch glass is that you can use a single color, a pairing of colors or multiples of colors on a table and coordinate the table linens, candles or flowers to compliment the pieces.

See *Iridescent Stretch Glass on the Table*, Page 3



## STRETCH GLASS SOCIETY EXECUTIVE BOARD

### OFFICERS

**PRESIDENT:** Cal Hackeman, [REDACTED]  
**VICE-PRESIDENT:** Stephanie Leonard Bennett, [REDACTED]  
**SECRETARY:** [REDACTED]  
**NEWSLETTER EDITOR:** Renée Shetlar, [REDACTED]  
**NEWS/TECHNICAL INFORMATION:** Dave Shetlar, OH  
**TREASURER:** Phillip Waln, [REDACTED]

### DIRECTORS

**ADVERTISING/PROMOTION:** Stephanie Leonard Bennett, MA  
**CONVENTIONS/SHOWS:** Pam Steinbach, OH  
**WEBMASTER:** [REDACTED]

**WAYS AND MEANS:** Jim Steinbach, OH

## **WELCOME BACK MEMBERS!**

Jo Anne Cummings, [REDACTED]  
Dave & Annette Jenkins, [REDACTED]

## **2007 SGS Member Directory Up-Dated**

Members wishing to receive an up-dated SGS Member Directory, contact Renée Shetlar. Directories are available either as a hard copy or electronically as a PDF attached to an email. When requesting your Directory, please indicate which format you would like.

## **MESSAGE FROM THE SGS PRESIDENT**

Fellow Stretch Glass Enthusiasts,

Spring is just around the corner and with it (for most of us, that is) comes the season of outdoor flea markets and antique shows. I always wonder what yet undiscovered iridescent stretch glass will show up at my local shows; you are no doubt thinking the same thing. Whatever it is that you find, we look forward to hearing about it — or better yet, seeing it at the 2007 Convention, Show and Sale in August. One of the most fun parts of collecting iridescent stretch glass is finding that piece that hasn't been previously reported. Over the past couple years, for example, we have seen some unusual ashtray items. At one of our conventions Persian Pearl inserts showed up; recently there was a Florentine Green ashtray (no inserts unfortunately) and a year or so ago a very faint Marigold ashtray showed up. Are there more? Where are the Wisteria and Tangerine ones? Maybe they will be waiting for one of us at a show this year.

I hope you are planning on joining us for our 2007 Convention, Show and Sale, once again being held in Marietta, Ohio right before the meetings of the Fenton glass collector clubs. We would love to have you join us for a few days. Our club exhibit which will feature table settings this year is sure to be outstanding. And, of course, the sale of stretch glass by members always creates excitement. You will find more information on the upcoming Convention elsewhere in this Quarterly.

As we approach the end of another annual cycle for SGS, we also approach the time when we elect certain Directors and Officers to lead our Society in the future. Would you like to help determine the future of your Club? If so, please let me know that you would like to serve on our Executive Board so we can make sure to reach out to you to discuss the specific positions available. All elections are for 2 year terms with a portion of the leadership elected each year. Board members "meet" by toll-free conference calls several times a year and carry out their responsibilities as a team. It is fun and rewarding to be a leader of our organization; please let us know how you would like to participate.

Have you checked out the Stretch Glass Society website recently? Over the next few months, we will be making some changes to provide you with an even better, more informative source of information on Iridescent Stretch Glass than before. So, don't forget to visit – <http://www.stretchglasssociety.org>!

I hope you have a great spring and wish you all the best of luck in life and in your hunt for Iridescent Stretch Glass.

Best regards, Cal

## **MEMBER NEWS**

We extend condolences to the Keith family after hearing from Augusta that Leo had passed away just before Christmas with burial taking place on December 27<sup>th</sup>. We have many fond memories of the two of them attending conventions over the years. Augusta reports that she is staying with a son in Delaware, Ohio, at least, temporarily. Several of us have noticed that she has a sales case in a local antiques mall full of some nice pieces of stretch glass.



## IRIDESCENT STRETCH GLASS ON THE TABLE – from page one

One of the interesting things we have noticed in particular about stretch glass plates is that very few were apparently produced in what we today consider a “dinner plate” size (9"-10"). They are out there. We have some U.S. Glass Company plates in that size with wide panels and the ground bases. Most of the 9"-10" plates that we have in our collection, though, would be considered “under-plates.” Often they have the raised ring in the center made for a

mayonnaise or cheese dish. If you have the 7-1/2"-8-1/2" plates, use them together with your regular plates



Diamond Glass-ware cheese & cracker set in Harding Blue and Pearl.



Fenton #103 sherbet & under-plate in Persian Pearl with Cobalt Blue crest.

as salad plates. Don't forget to use the smaller size plates as bread or butter plates and as under-plates for small serving bowls or with sherbets for ice cream, sherbet or fruit.

Salt and pepper shakers do not appear to have been made in stretch glass, but many of the smaller dishes can be used as open salts. Fenton and Northwood made small pieces quite suitable for this. Fenton's small #923 comport was often flared widely and has been considered a salt dish by collectors (see page 67, plate #279 of “AISG”). Northwood has a similar little paneled dish that we referred to as a nut cup in our book (see page 129, plate #614).



Spring is a wonderful time to set a dinner party table with pastel-colored stretch glass. The pinks, greens, yellows, marigolds, crystals and the lighter blues like Aquamarine and Celeste Blue can be combined with your regular china or pottery, glassware and flatware.



Dragonfly Majolica plates, sherbet/under-plate sets in green, pink & yellow, blue & yellow individual nut cups, center pieces of green, pink & yellow bowls & candleholders.

Dave and I frequently host a dinner party for 12 to 14 guests at our house in the spring, so we love to use this opportunity to bring out some nice selections of our stretch glass.

Cal Hackeman and Eric Hunsley like to use their reds and greens for their December gatherings. They usually have a grand holiday open house offering a buffet table full of goodies



set out on Johnson Bros china and a great selection of stretch glass.

Just look at the creative way they served bread sticks in a Ruby twin-dolphin fan vase!



Stephanie Leonard Bennett, since she specializes in the blues, sets a wonderful July 4<sup>th</sup> holiday table for husband Tom, family and friends. Her picture, here, shows her table using Celeste Blue stretch glass accented with colors of red and



Large & small plates, beverage sets, master & individual nut cups, cheese & cracker set, center-piece bowl and candleholders.



white in the vintage table cloth, flowers, napkins and candles.

In fact, Stephanie sent in the following to include here:

"I'm more excited about our place settings club display this year than I've been about any past display. This is because my 'collection' has really always been for use on my table. I bought my first blue stretch glass bowl to use as a serving dish because it matched our everyday dishware. Since then I admit to buying two other sets of dishes, including our good china, and more vintage table cloths than I care to admit -- all to match my growing collection of Celeste Blue serving dishes. Early on I found out that I collect differently from others. I bought one blue sherbet and under-plate from a dealer at Brimfield, only to pass by his display an hour or so later and see that he'd put out another. He told me that collectors usually buy just one of each type of item in any one color, so he hadn't thought to offer me the other **three** blue sherbet sets he had. Needless to say, I went home with **all** of them. Although I've stuck to my blue table settings, I can't wait to see the exciting color combinations that others, with more varied palettes, will provide for our club display!"

Well, there you have it! A challenge to bring your stretch glass to show members and visitors how you use it (or how you might use it, even if you wouldn't think of actually doing so). We're all excited about this year's displays, so make sure you sort through your stretch glass for the pieces you'll be bringing, put your name on the bottom and fill out the forms included with this Quarterly.

## 2007 33<sup>RD</sup> ANNUAL CONVENTION, SHOW & SALE UPDATE

by Pam Steinbach

**T**he convention is only three months away and plans are coming along nicely. In the last newsletter I told you the club display this year will be Table & Place Settings. I need to start coordinating the display, so those of you planning on bringing some pieces need to provide me with a list. Included with this issue is a form that you may use to write in your pieces that you would like to include in the display. Please send this form to me as soon as possible or, at least, by the end of May so that we can finalize our design. If you have any questions, please contact either Renée Shetlar or me [REDACTED], respectively).

### COMFORT INN/Marietta, OH



The hotel is filling up fast so be sure to call their direct toll free number: **1-800-537-6858** right away. Be sure to ask for the Stretch Glass Society room rate of \$67 (standard room). The dates for this year are Wednesday, August 1

through Friday, August 3! **SEE YOU ALL THERE!**

## CONVENTION SCHEDULE (preliminary)

### Wednesday, August 1–

- 1-7pm Member check in and table set up
- 4-6pm Executive Board Meeting
- 8pm Wine & Cheese Welcome Reception

### Thursday, August 2–

- 9-11am Continue late arrival check in/set up
- 11:15am Stampede Begins
- 12-5pm OPEN TO ALL
- 1-5pm Stretch Glass ID, Club Display Review and Open Forum
- 5pm Room closes for Banquet set up
- 7pm Banquet
- 8pm Guest Speaker/Demonstrator: Kelsey Murphy, glass cameo carving artist, Made in Heaven studio, southern WV
- 9pm Contemporary Stretch Glass Whimsey Auction

### Friday, August 3–

- 10am-4pm OPEN TO ALL
- 12-1:30pm Members' Luncheon Annual Business Meeting
- 2-3pm Seminar Speaker: Shelley Fenton Ash – Fenton Art Glass Anniversary Celebration Continues: Fenton Catalogues
- 4pm Contemporary Stretch Glass Raffle  
PACK UP & MAKE PLANS FOR 2008!



Kelsey Murphy, glass cameo carving artist



Shelley Fenton Ash, Fenton catalog graphics manager



## 2007 CONVENTION SOUVENIR UPDATE

by Jim Steinbach

The Fenton Art Glass Company began production of this year's convention souvenir as this newsletter was being completed. We have selected a lovely bowl in Ruby stretch. We plan to have a limited production of about 75 pieces. Like last year's souvenir, we hope to have most of these pieces sold by the start of the 2007 convention.

A photo and order form will be available in the convention packet which should be mailed to members by the end of May or in early June.

## STRETCH GLASS PLATES II

By David Shetlar

This is the second article on plates. In the last newsletter, I covered the plates that have optic rays or panels or external ribs. Almost half of the different stretch glass plates have these features, but the rest are usually "just plates!" Of course, this makes them doubly difficult to identify unless you begin to look closely at the bases (ground, ground maries and snap bases) and accurately measure these base features that don't change much after being molded. Of course, Fenton also made plates with their Laurel Leaf design or with a diamond optic pattern; and they made quite a few octagonal plates.

All the Fenton plates are on the first color page. Under the octagonal plates (Figs. 1-6 & 11), Fenton made three sizes with ground bases. The smallest (Fig. 1, Topaz) was commonly sold as a lemon server or butter plate and has a 3-5/8" diameter base and is about 6" across (flat side to flat side). The next larger size (Figs. 5 & 6, Celeste Blue & Velva Rose) has a 4-3/8" base and is about 7-1/2" across and the next larger one (Figs. 2 & 3, Wisteria & Celeste Blue) has a nearly 5" base and is about 8-1/2" across. Both can have either plain or Laurel Leaf pattern, but I've only seen the smaller one with the diamond-optic pattern. There should be a 8-1/2" one with diamond-optic so if you have one of these, I'd like to hear about it. The largest octagonal plates have a 3-1/2" snap base and a 4-7/8" diameter collar. These plates are usually about 13-1/2" wide and can be plain or with the Laurel Leaf design. These giant Laurel Leaf plates are most common in Tangerine and Celeste Blue, but I've heard that there is one in Persian Pearl. These plates also appear to have been originally paired with an octagonal bowl.

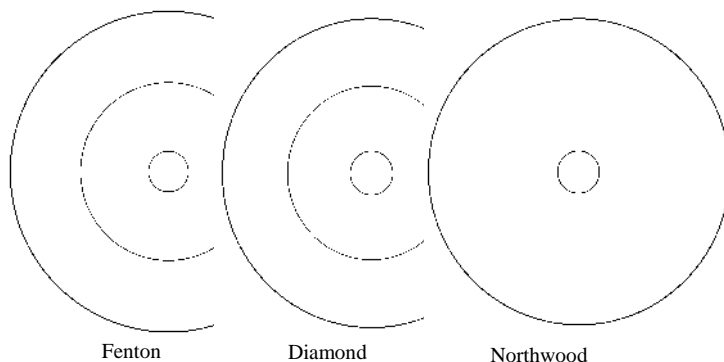
You've probably noticed that I have another octagonal plate (Fig. 17, Florentine Green) in the picture. This is the under-plate for a very rare octagonal bowl and if you look closely, it has panels and should have been included in the previous article. This plate has a 6-7/8" ground base, is 11-7/8" across and has a depression in the center where the bowl would rest.

Fenton made two sizes of simple (salad or dessert) round plates, both with ground bases. The 8" one (Fig. 9, Velva Rose) has a 4-3/8" base and the 9" one (Fig. 8) has a 5" base. The 8" size can also have the Laurel Leaf pattern (Fig. 20, Florentine Green) but there is a smaller 6-1/2" Laurel Leaf plate with a 3-5/8" base (Fig. 18, Celeste Blue). The remaining ground base plates were used for holding cups or sherbets. True Fenton sherbet plates have a retaining ring and two forms were made, an 8" one with an off-centered ring (Fig. 12, Grecian Gold) and a 6-3/8" inch plate with a center ring (Fig. 13, Persian Pearl with Royal Blue Crest). The tea cup plate (Fig. 15, Velva Rose) is 6-3/4" wide with a small 2-1/2" base. Apparently, Fenton also made a snap-base cup plate (Fig. 16, Celeste Blue) which is 6-1/8" wide and has a 2-1/2" base. The problem with this plate is that it is nearly identical to the Diamond sherbet plate (Fig. 30) which has the same sized base. However, the retaining depression is 2-1/2" diameter in the Fenton plate (too small for the sherbet) and 2-5/8" in the Diamond one.

Fenton workers also seem to have occasionally turned some of the bowls into plates. The 7-3/4" plate with a 2-3/8"

base (Fig. 10, Celeste Blue) seems to have been made from a #606 bowl; the 8-1/4" plate with a 3-1/2" base (Fig. 14, Florentine Green) seems to have been made from a #2006 bowl. Some of the giant chop plates were occasionally made from the #641 bowl (Fig. 21, Florentine Green; 3-1/2" base, 13-1/2" wide) and even the #603 punch bowl (Fig. 19, Ruby; 4" base, 16" wide)!

On the second color sheet, the first three plates (Figs. 22-24) are the difficult-to-separate 9" ones that were made by using the ground marie technique. This marie was a small knob molded into the base of the plate. This knob was grasped for doping and finishing. After going through thelehr, this knob was ground off, leaving what looks like a ground pontil. However, with close inspection of the base, you can easily separate these plates. Fenton's plate (Fig. 22, Wisteria) has a thin, flat shelf-like ridge inside the rim on which the plate rests. The Diamond plate (Fig. 23, cobalt blue) has a very thin mold seam along this rim and the Northwood plate (Fig. 24, Jade Blue) has no ridge nor seam along this rim.



Other than the ground marie plates, Diamond didn't seem to make very many types of plates. A really unusual plate is a flat-bottom one (Fig. 25) that I've only seen in Egyptian Lustre (5-1/4" base, 10-1/2" wide). They also made a unique snap based one with three distinctive optic rings around the rim (Fig. 26, blue; 1-7/8" base, 5-1/2" wide), and a cup plate with a distinctive 1-5/8" retaining ring (Fig. 30, blue; 2-1/2" base, 6-1/4" wide). Diamond also made what looks like either a flat bowl or plate made from a bowl (Fig. 27, Topaz; 5-1/2" base with 5-5/8" shoulder, 8-1/2" wide). Two more regular plates, both with ground bases and an impressed star were made by Diamond (Fig. 28 blue; 2-5/8" base and 7-3/4" wide: and, Fig. 32, green; 3-1/8" base and 9-7/8" wide).

Most of the U.S. Glass plates have optic panels, but I've found three without panels and all have ground bases. Two are some of the smallest of the stretch plates. A rare sherbet plate (Fig. 29, crystal) has a 2-1/2" and is only 5-1/4" wide. The other plate (Fig. 33, topaz) is actually the under-plate for a mayo bowl and has a 3-1/4" base and is 6" wide. Finally, the last U.S. plate is the oval bread plate (Fig. 31, blue).

Northwood made four common plates of which the ground marie one has already been discussed. A small bowl under-plate (Fig. 34, Russet) has a 3-1/4" snap base and is 7-1/4" diameter. The 7-1/2" and 9" plates (Figs. 35 & 36, Russet) have ground bases and look much like the Fenton 8" & 9" plates.

See *Stretch Glass Plates*, Page 8





Fig. 1



Fig. 2



Fig. 3



Fig. 4



Fig. 5



Fig. 6



Fig. 7



Fig. 8



Fig. 9



Fig. 10



Fig. 11



Fig. 12



Fig. 13



Fig. 14



Fig. 15



Fig. 16



Fig. 17



Fig. 19



Fig. 18



Fig. 20



Fig. 21





Fig. 22



Fig. 23



Fig. 24



Fig. 25



Fig. 26



Fig. 27



Fig. 28



Fig. 32



Fig. 29



Fig. 30



Fig. 33



Fig. 34



Fig. 31



Fig. 35



Fig. 36



Fig. 37



Fig. 38



Fig. 39



Fig. 40




Fig. 41



Fig. 42



Fig. 43



Fig. 44



Fig. 45



Fig. 46



Fig. 47

## STRETCH GLASS PLATES II – from page five

The smaller Northwood plate has a 4-1/2" base (Fenton's has a 4-3/8" base) and the larger plate has a 4-3/4" base (Fenton's has a 5" base). These differences aren't large, but they are pretty consistent. Northwood also made two off-center, ring-retainer plates to hold a nut dish (Fig. 37, Topaz; 5-1/2" ground base, 8" wide, 1-7/8" ring) or a sherbet (Fig. 38, Blue; same size, 2-7/8" ring). Northwood also made a small under-plate for their small ground marie bowl (Fig. 39, Topaz; 3-3/8" base, 7-3/8" wide). This plate also has the ground marie.

Most of Imperial's plates have optic panels but with snap-type bases. However, their Art Glass Line included three plates (Figs. 42, 43 & 47, Pearl Silver, Pearl Ruby, & Pearl Amethyst, respectively). These plates have ground bases and usually have the Imperial cross mark. The smallest one has a 2-1/2" base and 7-3/4" wide, the middle size has a 3-7/8" base and is 9-1/2" wide, and the largest size has a 3-7/8" base and is 12-3/4" wide. A fairly common 8" plate is actually the under-plate for the Imperial mayonnaise dish (Fig. 40, Blue Ice). This plate has a snap base (3-1/8"), has a distinctive 3- 1/4" depression and many pieces will have one of several cut designs. This is also the same plate that may have rib-optic or swirl-optic patterns on the surface. A fairly large snap base plate is found in pink with smoky-marigold iridescence (Fig. 41; base 6-1/2" and 12-1/8" wide). A rare plate is the oval one used as an under plate for a cream and sugar set (Fig. 44; base 4-1/2" by 6-1/4" and 7-1/8" by 9" wide).

Lancaster appears to have made two plates, both with snap bases. The smaller one is actually the under-plate for a condiment dish or their mayonnaise dish (Fig. 45, light marigold; base 3-3/8" base, 7-3/4" wide) and a larger one (Fig. 46, dark marigold; base 3", 9-1/8" wide).

## WHAT IS THE SGS SALES STAMPEDE?

Members attending convention for the first time this year may appreciate a little "history" of this "event." Back in the late 1990s a number of members approached the Executive Board with regard to what was perceived as an inequitable manner in which a small number of members seemed to always be able to have first access to all of the best pieces that fellow members brought to convention to sell. It was a 'first come, first *grab*' style of acquisition. As members unpacked their sales glass, a few members would hover and grab pieces that they were interested in as they came out of their wrappers. This process, thereby, essentially shut out the majority of the membership—especially those not familiar with the practice or perhaps a bit less assertive. The Board established the Sales Stampede as a way to allow all sales glass to be unpacked, priced and set out on tables before any sales would be permitted to be conducted. A set time is identified for the start of the Stampede. All members wishing to buy during the Stampede must exit the room at the specified time and may enter only when the doors have officially been opened.

To further equalize the playing field, in 2005, the Board initiated, a "Line-Up Lottery." This is why we ask all members wishing to buy glass at the Stampede to check in at our registration table. Members (living in the same household)

may draw lottery numbers when they check in which will determine their line-up position in the line that forms outside of the room before the doors open.

So, now you know a bit more about what our Sales Stampede is and why it came about. All you have to do is come to convention to participate. This is likely the only place you will ever have this kind of access to such a great number and selection of iridescent stretch glass. Bargains can be found for those more available pieces and unbelievably good buys for those more hard-to-find, scarce and even rare pieces! The one caveat about the prices during the Stampede is that you must be willing to pay the price that the item is marked. If the item doesn't sell during the Stampede, you may approach the seller afterward to negotiate. It's all an exciting way to buy your stretch glass! Come and find out for yourselves!

## RECENT STRETCH GLASS FINDS/SALES

Fenton #549, 8.5" Candleholder, Florentine Green . . . .	\$67
Fenton #857 Melon-Rib Bowl, Tangerine . . . . .	\$25
Fenton 6" Bowl, flared/cupped, Ruby . . . . .	\$40
Fenton #57, Puff Box, nipple finial, Celeste Blue . . . . .	\$14
Imperial #6009, 9" Candleholders, Green Ice . . . . .	\$692
Imperial #461 Cracker Plate w/ cutting, Smoke . . . . .	\$45
Northwood #? 6.25" Vase, cupped rim, Royal Purple . .	\$101
US Glass #179 Vase, Topaz w/ black enamel rim . . . . .	\$29
Mayonnaise Ladle (marigold?) listed on eBay at \$14.99 beginning bid and \$6.50 flat rate shipping . . . . .	not sold

## THE SALE OF THE CENTURY:

IMPERIAL, #600 "Chesterfield" pitcher, Ruby . . . . . \$12,000  
and 2 #600 tumblers, Ruby . . . . . \$5,400

This "set" sold at the recent Wroda Auction held at the HOACGA (Heart of America Carnival Glass Assoc) convention.

An interesting series of comments regarding this set have been appearing in the Woodsland Carnival Glass daily Mail List "newsletter" since the auction. Some comments have dealt with the owner history, several carnival glass collectors having claimed to have once owned it. Of course Dave (BugDoc) Shetlar had to offer his comments from a stretch glass collector's perspective:

To: All

From: BugDoc Dave & Renee

RE: Imperial Red Pitcher & Tumblers

Holy Cow! We just realized what all the fuss was about! The so-called "Colonial" or "Chesterfield" or "Flute" was an Imperial #600 set in STRETCH glass! You carnival collectors are making us stretch glass collectors both really nervous and/or really happy! This sale is almost like the "rare" tangerine double-dolphin fan vase that sold at auction several years ago for \$800! That had every stretch glass collector digging through their boxes to pull out all the spares! Of course, the price dropped pretty fast once they began to appear with regularity on eBay.

In our experience, the #600 set is by no means as common as the Fenton fan vase, but stretch glass collectors know of three to four of these sets in ruby and about as many in Imperial's Green Ice (the teal colored stretch glass)! Now, we're kicking ourselves all over the place for turning down a ruby set offered to us about 10 years ago (pitcher and four tumblers) for \$2500! We thought the price was way off! Since that time, we did pick up a reasonably priced ruby



## SERVING PIECES AND ACCESSORIES

[illegible]

## SERVING PIECES AND ACCESSORIES

[illegible]**CONTRIBUTOR NAME:**

**RETURN TO: PAM STEINBACH**





tumbler and now we wonder where we should hide it! Wink, wink! One of our members also claims to have seen a pitcher and tumbler in Iris Ice (crystal stretch), but we've never seen it. We have a true carnival pitcher with cover (yes they made covers for these pitchers, but we've never seen the covers in stretch) in Imperial's Peacock Iridescent color (their name for a pale marigold effect) but the matching glasses are the #600 handled mugs.

And carnival collecting folks state that they don't like stretch glass! HA!

[From Brian: LOL, let me say this: Carnival glass collectors are keeping stretch alive (LOL, trying to be controversial again.)]

[EDITOR'S NOTE: Brian Pitman is one of the hardest working carnival collectors and promoters we personally know. He is very involved in several carnival glass clubs and distributes the Woodland CGA Mail List Monday to Fridays on the internet. If you have access to the internet and wish to sign up to receive their daily newsletter (more like a blog), visit their website at: <http://www.carnivalglass.org>]

## OTHER CONVENTIONS, SHOWS & SALES

### NATIONAL IMPERIAL GLASS COLLECTORS SOCIETY SHOW & SALE - May 31-June 3, 2007

Belmont Technical College, Exit 213, I-70, Belmont, OH

Admission: Saturday \$3, Sunday FREE

For more information – <http://www.imperialglass.org>

### TIFFIN GLASS COLLECTORS CLUB 22<sup>ND</sup> ANNUAL SHOW & SALE - June 23-24, 2007

School of Opportunity, 780 E. Co. Rd. 20, Tiffin, OH

For more information, call 419-447-5505 or [www.tiffinglass.org](http://www.tiffinglass.org)

### NATIONAL FENTON GLASS SOCIETY 17<sup>TH</sup> ANNUAL CONVENTION - August 4-6, 2007

Comfort Inn, Marietta, OH

For more information, call 740-374-3345 or [www.fentonglasssociety.org](http://www.fentonglasssociety.org)

## The National Imperial Glass Museum

3200 Belmont St, Bellaire, OH 43906

740-671-3971

Hrs: April 1- October 31

Thur. - Sat. 10am - 3pm

Admission: \$3.00 per person, present your NIGCS membership card to gain free admission



## The Tiffin Glass Museum



25 South Washington Street, Tiffin, Ohio 44883

419-448-0200

Hours: Tuesday - Saturday, 1:00pm to 5:00pm  
Admission is FREE



The Museum is located 1/2 block from the corner of Main Avenue & 2nd Street in downtown Weston, West Virginia. Open to the public Monday, Tuesday, Thursday, Friday & Saturday, Noon to 4PM



## Fenton Art Glass Company Gift Shop & Museum

June, July and August

Mon. - Fri. 8AM - 8PM

Sat. 8AM - 5PM

Sun. Noon - 5PM

FREE

## Ohio Glass Museum & Gift Shop

126 W Main Street  
Lancaster, Ohio 43130

Tuesday - Sunday 1-4 pm  
Closed on Mondays



Admission Fees:	Adult	\$4
	Senior	\$3
	Student (6-18)	\$2
	Child	\$1

Tour Groups are welcome. Call 1-800-626-1296 or 740-687-0101 for details. [www.ohioglassmuseum.org](http://www.ohioglassmuseum.org)

MARIETTA WILL BE HEAVEN IN '07!

**August 1, 2 and 3, 2007**

# **33<sup>rd</sup> Annual SGS Convention, Show and Sale**

## **Comfort Inn**

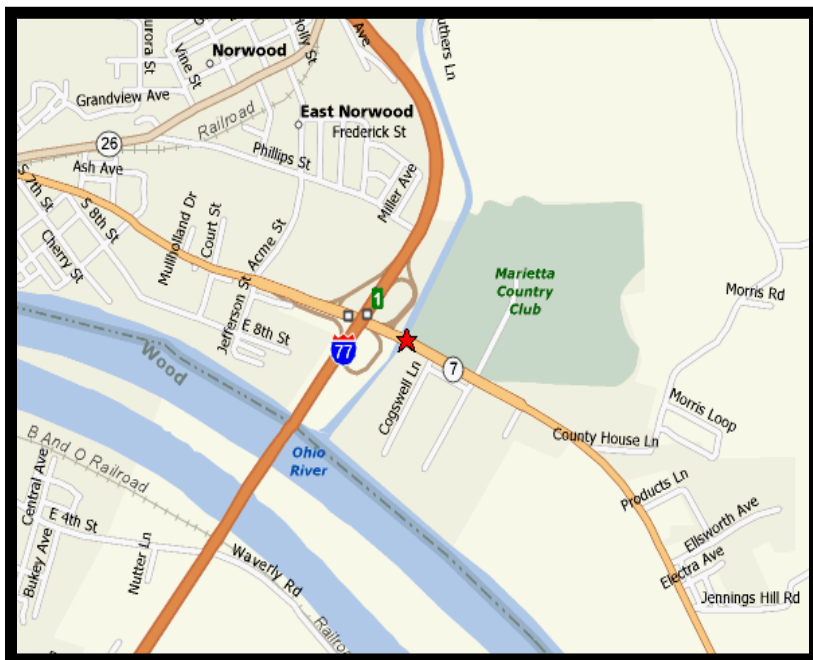
700 Pike Street  
Marietta, OH

**1-800-537-6858 or 740-374-8190**

Standard Guest Room Rate:  
\$67 (Plus Taxes)

Mention that you are  
Stretch Glass Society Members  
When Making Reservations  
Rooms Are Filling up Quickly,

**Call Today!**



FOUNDED APRIL 21, 1974 IN DENVER, PENNSYLVANIA

*THE STRETCH GLASS SOCIETY*

# **QUARTERLY**

<http://stretchglassociety.org>



*TO:*



**First Class Mail**

NOTICE: The SGS Quarterly newsletter distribution schedule is: FEBRUARY, MAY, AUGUST and NOVEMBER.