



April, 1983

Stretch Glass Society

VOLUME: x

NUMBER: 1

FOUNDED APRIL 21, 1974 DENVER PENNSYLVANIA



★ DUES ARE DUE!

Its that time of the year again! All members who received notices in their newsletters last year and sent in their dues at that time, were payed upto April 1983 and must remit their 1983-84 dues NOW! All other members who have not sent in their \$6.00 (remember the dues increase) to Roger, please do so now. Roger will be sending me a list in late June advising me of the current membership. If your dues are not received by Roger during the beginning of June, the July issue will not be mailed to you. The 1983-84 newsletters will be even better than before with new sections (see this issue for details) and helpful articles. I will be providing auction updates from various parts of the country as well. So don't delay! Send your \$6.00 in now! ←

COPYRIGHT RESTRICTIONS

All information which is printed in the Stretch Glass Society newsletter is protected by a copyright. No information may be reproduced or copied in any way without the expressed permission of the Board of Officers & Directors and the author of the information requested.

MEMBER'S SECTION

During the 1983 newsletter volume, I'd like to start a section devoted to news on members in the SGS. Many other types of clubs often enclose articles which tell about individual members and how they started collecting. I feel like I know many of you from different correspondence that I receive and would like to find out more about you. How about sending in a photo of yourself or of part of your collection and letting us know how you got started. Tell us about that first piece of Stretch Glass that caught your eye and you couldn't resist. I know that many members would like to hear how others got started!

[illegible]

SGS OFFICERS

PRESIDENT: Fred Lynn

VICE PRESIDENT: Helen Stozus

SECRETARY/TREASURER: Bob Ragan

6673 State Road ,
Parma, Ohio 44134

SGS BOARD OF DIRECTORS

Rose Schleede

Virgil (Bud) Henry

Mildred Bicksler

Alma Magenau

TREASURER: Roger Van Patten

1215 Calkins Road

Rochester, New York 14623

★ SGS CONVENTION ★

The time for our convention is really getting closer. We have advertised the convention in the "Antique Trader" and in other newsletters. We had a full page ad, thanks to Mrs. Ferril J. Rice, in the Fenton Collectors Society newsletter the "Butterfly Net" and she also printed some photographs of Fenton Stretch Glass. Four major Carnival Glass associations have been contacted and ads placed in their respective newsletters as well. From all appearances, its going to be a great convention, so, don't miss it!

OTHER GLASS CONVENTIONS

I have a correction for a convention date that was listed in the January newsletter. The Fenton Glass Convention will be August 3-5 NOT the 2-4.

I will be attending this convention for the first time this year and I am planning to have a display of Fenton lemonade & guest sets as well as some punch bowls. I don't know how much Stretch Glass is ever seen at this convention, but it will be nice to see the Fenton Glass Museum while I'm there. Below are some of the Carnival glass conventions this year:

Heart of America: April 21-24; Holiday Inn: Mission-Overland Park, Kansas
Lincoln Land Carnival Glass Club : June 3-4; Holiday Inn: Rolling Meadows Illinois

American Carnival Glass Club: June 7-9; Penn-Harris Motel: Camp Hill Pa.
International Carnival Glass Assoc: July 28-30; St. Louis, Mo.

Pacific Northwest Carnival Glass Club: August 11-13; Holiday Inn: Eugene Oregon

Air Capital Carnival Glass Club: October 7-8; Sheraton Inn: Wichita, Kansas

MEMBERS WRITE:

Our lucky finds for 1982 and the beginning of 1983 were: set of cobalt blue lemonade coasters at the trashiest flea market; yellow concave diamond pitcher lid; white concave diamond cup; green cups; tall Northwood candlesticks that are from the same mould as the candlelamps in yellow; purple cut ovals tall candlesticks (matches our cut ovals bowl - it feels good to complete a set finally); green pretty panels (with lid) lemonade set; pink flower pot & saucer. (Kitty & Russell Umbraco) ***

I recently purchased a blue, oval flat (plate or bowl) much like a celery or vegetable dish. I then received another like it in vaseline with a black edge for my daughter at Christmas. I also purchased a vase 8½ inches on one side and 9½ inches on the other and is 5 ¾ inches wide in a brown color. I believe that it was probably meant to be marigold but was an error in mixing or oven fired. I also found a pair of peacock-blue car vases with brackets in perfect condition. I'd never seen one before and was truly lucky to find a pair! I was also successful in an auction bid on a signed Steuben "stretch" piece that is 11½ inches wide and 7 ¾ inches tall. The inside is a pale blue-green and the outside is a dark green. It is fluted or flared all the way around. This is about all that I have been able to add to my collection this year. Rare and unusual pieces seem hard to find. I also found a deep aqua-blue bowl with the candleholders attached. (Florence Oehlke) ***

During 1982 and the beginning of 1983, I was able to buy many of the pieces that I have been really searching for. I did a great deal of traveling during the summer of 82 and believe me, all those miles paid off! I was able to find a blue concave diamond lemonade set (with lid), a blue pretty panels set (no lid), and a green Fenton "Brooklyn" juice set. I was able to add 7 red pieces to my collection which included the red Fenton punch bowl! Not only did I purchase the red punch bowl, but I also acquired a white punch bowl and a complete Florentine green punch set (base & top). I also found a pair of cut oval red candlesticks which are just beautiful. I don't think that I will be as lucky again during my collecting years! I do have to admit that some of these pieces were found for me by dealers and collectors. In fact I want to especially thank Helen & Martin Stozus for finding me the red punch bowl! But, the more unusual pieces were found by getting up at 5 in the morning to get out at that flea market at sunrise! (Bob Ragan) ***

HAVE YOU SENT IN YOUR HOTEL RESERVATION FOR THE CONVENTION???

AUCTION!

The final portion of the stretch glass collection of Jim Farr was auctioned by him in Fort Mitchell, Kentucky. Jim, an ex-president of the SGS, had sold a good portion of his collection before this auction, but the pieces that remained were well worth the trip! There were at least nine tables full of our favorite vice! There were pieces present to represent at least every shade of stretch glass known and some that we haven't seen before! The photographs on the cover page show some of the array of stretch that was available.

Photo #1 shows the Fenton ice-green punch set on the right. The Imperial Colonial white pitcher is directly to the left of the set. In the center of the photo was a very large, taller than the punch set, white compote. Photo #2 contains the blue Pastel Panels pitcher set directly in the center and the Northwood, square footed, vaseline candlesticks. Photo #3 shows the Imperial Double Scroll, amberina console set in the front, a Pretty Panels set above the Imperial set, and two of the Fenton lemonade sets. Photo #4 shows a very beautiful Fenton Tangerine laurel leaf bowl and underplate. This set was very impressive both in size and iridescence. The back of the table is filled with the various Fenton two-piece guest sets.

Below I have listed some of the prices that were paid for the uncommon or more unusual stretch glass. There wasn't a printed program of the pieces that were being auctioned so it was difficult to try to record prices, bid, and pack away any of my purchases at the same time!

- 1) Imperial Colonial pitcher: Amberina & two tumblers \$1000; white pitcher \$155
- 2) Pastel panels set (4 tumblers damaged; 2 good): \$325
- 3) Fenton cut wistaria lemonade set (handle damaged), 5 tumblers & coasters: \$36
- 4) Pretty Panels set (with lids): green (6 tumblers): \$425; blue (4 tumb.): \$210
- 5) Northwood, square based, vaseline candlesticks: \$95
- 6) Fenton #200 Guest Sets: Grecian Gold: \$130; blue with cobalt handle: \$75; blue with light blue handle: \$95; Vaseline: \$100; White: \$70; Green: \$70
- 7) Northwood concave diamond guest set: blue \$300
- 8) Northwood concave diamond vase: vaseline \$45
- 9) Fenton florentine green punch set (bowl & matching base): \$360
- 10) Tangerine laurel leaf bowl & underplate: \$105
- 11) Imperial amberina 8 inch dinner plates: \$16 apiece
- 12) Fenton shallow cupped bowl (8-9 inch diameter): \$50 (a real bargain!)
- 13) Imperial Double Scroll console bowl: amberina \$100; matching sticks: \$70
- 14) Imperial sherbets: amberina \$20 apiece
- 15) Fenton #56 cologne bottle: \$100
- 16) Fenton #109 cup & saucer: \$50
- 17) Console set in black: \$60 (another steal!)
- 18) Pastel Panels sugar & creamer (see photo next page): green \$95
- 19) Ribbon bowl: vaseline \$27.50
- 20) Northwood (signed N) compote: \$33 (good find!)
- 21) Custard opaque shallow bowl: \$40
- 22) Fenton double dolphin compote: ice-blue (KV151) \$35
- 23) Pastel Panels sugar bowl: blue \$28
- 24) Imperial Jewels signed vase: \$23
- 25) Fenton sugar & creamer (#2): Grecian Gold \$35 for pair
- 26) Northwood concave diamond vaseline lemonade pitcher & two tumblers: all severely damaged: \$50
- 27) Blue opaque candle holder (Wiggins p. 45 top): \$55
- 28) Fenton #109 cup: green \$20
- 29) Fenton #556 cigarette holder: blue #30 (rectangular holder)
- 30) Fenton powder puff #57: blue \$35; Grecian Gold \$25
- 31) Blue opaque compote: \$35
- 32) Fenton Arched Flute toothpick holder: purple \$137



Auction hopefuls: Helen Stozus, Bill Crowl, Martin Stozus, and Berry Wiggins



Pastel Panels sugar and creamer. The pair was ice-green. Due to the shape of the top of the sugar bowl, there couldn't be a lid for it.

There were some very important points to learn from the Farr auction. First off and most important, don't have an auction in the middle of winter! There really wasn't a good turn out. There were only about 15 true stretch glass collectors present at the auction. It is really difficult to predict how bad the weather is going to be in our area. If the auction had been held in the spring or summer, there probably would have been a very good turn out.

Another factor that helps is to have a printed auction program. Since one was not available, I really didn't know what to expect when I got there. Having a printed program enables those who cannot make it to the auction, the opportunity to be able to send in mail bids. Without an accurate description of the pieces available, it may be risky to send in mail bids unless you have spent the money for a phone call (usually long distance!) to get an accurate idea of the piece from the owner or auctioneer.

Some good points to observe from this auction is that the truly unusual or rare stretch glass pieces will generally bring better prices. The top pieces in the Farr auction were bid on by both those present and mail bids. These pieces provided most of the excitement during the auction.

Something that I haven't mentioned yet is that advanced notice is very helpful for a specialized auction. Making announcements only a month or two in advance may not give enough notice for people to make plans.

These are only my personal observations based upon other auctions that I have attended or seen advertised. It does seem to me that the better auctions like those held by Tom Burns, go through a great deal to print up an impressive program and to get a good deal of advertisement. I'd be interested in hearing anyone else's comments!

Bob Ragan

1981 CONVENTION PRESENTATION PART IV

This is the final portion of Mr. Fenton's presentation to us at the 1981 SGS convention. The SGS would like to thank Mr. Fenton for providing us with the manuscript from his talk along with the terrific photographs. He has provided us all with invaluable information. ***

I want to show you one more thing. Berry, Bill, Ferill Jean Rice and I, I'm not sure who else was in the group, went out to the museum one day to compare the #643 covered bon bons and who made what. Northwood made the #643 covered bon bon, that was the way they described it, they even used the number 643. Fenton made it's #643 covered bon bon, using the number 643 to describe it also. We find also that Diamond made the same covered bon bon and we tried to decide how you tell the difference. We found that the cover on the Northwood piece and the cover on the Diamond piece were very similar. We found that the cover on the Fenton piece was entirely different in one particular area. We knew then that we could tell the difference between Fenton, Northwood, and Diamond. But the problem was how to tell the difference between the Northwood and Diamond pieces. Berry finally figured it out. As I remember it, the Northwood pieces were higher, taller, and that was the way you could tell. Yesterday I got out a whole slug of these things and lined them up just all the way across like this. I found some Northwood pieces that seemed to be the same height as Diamond. So I kept looking at them and trying to find what the difference was to try and determine if they were Fenton, Northwood or Diamond. I think I know and I'm going to try and tell you now if I can. Figure 20 shows the three covered bon bons. Right away you can see the knob on the Diamond cover has a thinner neck than the Northwood knob. It resembles the Fenton knob, but if you compare the bottom of the cover in figure 21 (Diamond) with figure 23 (Fenton), you can see that the little ledge on the Fenton piece is straight and the same ledge on the Diamond cover is curved with an undercut. Figure 22 is Northwood which is mu like Diamond's. Figures 24 (Diamond), 25 (Northwood) and 26 (Fenton) show the difference in the bottom comport shapes. The Fenton and Northwood pieces both have the little "v" shaped pattern at each verticle rib of the pattern v-v-v but Fenton's pieces has a joint mark between the pattern and the top edge (figure 26) while the Northwood piece shows no joint mark in this area (figure 25). Diamond's "v" shaped pattern is different. There is a definate line across each "v" and the "v" pattern is less distinct (figure 24). The verticle rib extends up through the "v" on the Diamond but stops at the bottom of the "v" on both Fenton and Northwood.

It's been a lot of fun to put this together and now I've succeeded in talking longer here than I did in Kansas City! ***

FIGURE 20






FIGURE 21
DIAMOND



FIGURE 22
NORTHWOOD



FIGURE 23
FENTON

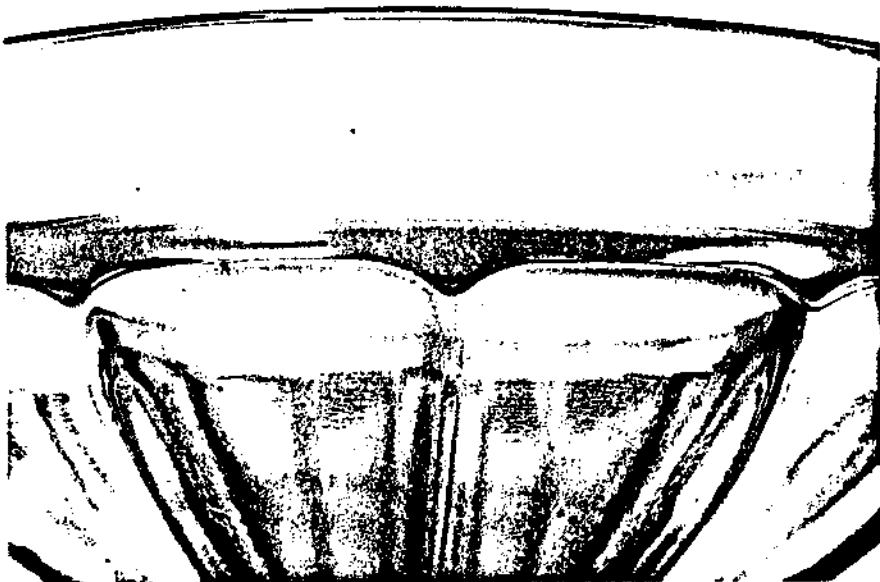


FIGURE 25 NORTHWOOD




FIGURE 24 DIAMOND




FIGURE 26 FENTON

STRETCH GLASS COLLECTING IN CANADA

The following letter is from one of the Stretch Glass Society's members in Canada. We really appreciate hearing from her and it was very kind of her to do so. We hear so little from members in the United States and we are very fortunate for her letter! ***

I am an avid, but relatively new collector. I'm sure that there are more people around who are much more knowledgeable than I am, but I noticed in the last issue of the newsletter that I am one of the two members in Canada! I don't know if I can write anything interesting enough, so here goes!

The lack of stretch glass in Canada, which was my first love, has caused me to collect carnival glass also. I found quite a lot of carnival glass around. Certainly there's always more than my finances will permit me to buy! However, I have assembled a nice collection of both carnival and stretch glass. The best place to buy carnival glass here is from a reputable dealer. Not all; but most of the dealers price their carnival glass according to Bill Edward's price list. Sometimes it's possible to get a bargain in an auction, but this is recently not true! Inexpensive pieces will often sell higher than expensive items simply because too many people are uninformed. They only know that it's carnival glass and that it's pretty. They are unaware of the availability or scarcity of patterns and shapes.

The knowledge of stretch glass in Canada is nearly non-existent. Last fall at an antique show at the Centennial Gardens in London, Ontario, I spotted a piece of attractive iridescent glass. It was a plain bowl shape and it was priced at \$90 which I thought was a little high. The dealer saw that I was interested and came over to tell me about it. He said that it was a piece of English carnival glass. I believed that I appeared somewhat surprised and said that it looked more like a piece of stretch glass. He answered "What is stretch Glass?". This little story should tell you how much is known about stretch glass in Canada.

I believe that in contrast to carnival glass, very little stretch glass was shipped to Canada. It also may be possible that since the dealers don't know what it is, they are not bringing it in. I think that part of the problem is the lack of books on stretch glass in Canada. I purchased Kitty and Russell Umbraco's book on stretch glass in 1975. This was my very first book on glass of any kind. I immediately fell in love with this beautiful glass and must have looked through that book at least a thousand times. (Editor note: haven't we all!) I searched book stores and book lists and never came up with anything else on stretch glass, until Bill Heacock's books on Fenton Glass. I also have Berry Wiggin's book which I acquired from him. I have never seen it in any store. Since Bill Heacock's books are available in Canada, interest in stretch glass will pick up. I certainly hope so because it's not much fun getting a fantastic bargain if no one else knows that it's a bargain!

About two years ago I purchased a sapphire blue tumble-up at an auction sale for two dollars. No one else knew what it was! I also bought a charcoal grey cookie server (KU106) from a dealer for four dollars. I can only assume that she didn't know what it was. Knowledge of stretch glass is so lacking that it is either priced like my cookie server or it's always up there with Tiffany's beautiful art glass, which I have seen stretch glass called!

Well, I have rambled on for several pages and if there is anything you want to use for the newsletter, please feel free to do so. I have enjoyed the newsletters that I have received and will look forward to future ones. I wish the Stretch Glass Society the best for 1983!

Sincerely,
Ms. Doloras Shiel

The March 30th issue of the "Antique Trader" published my review of the Jim Farr auction on page 81. I listed some of the better pieces that were auctioned and their winning bids. This should help to promote more interest in stretch glass since it was a major auction and many dealers and collectors read this section of the Trader.

WELCOME NEW MEMBERS*

The Stretch Glass Society would like to extend a warm welcome to the following new members:

Ms. D.M. Diabo Michigan
Mrs. Hazel E. Rouse Ohio
Mrs. Eva L. Racine New York
Mr. Tom Burns New York
Mr. & Mrs. John G. Schilbe New York

As you can see by the above new members, the SGS continues to grow, but can only do so by your support. There are so many people out there who don't even know about our club. We have gotten some response from our ads in the Antique Trader and we are currently waiting to see the response from the various carnival glass clubs. I have received a few letters from the ads in the Fenton glass club newsletter and hopefully will be adding a few more new members in the next newsletter. We still have to rely on word of our club being passed along by YOU, our current members. Please don't forget to mention our association at your various antique clubs or maybe place a notice at local glass antique shows.

NEW SECTION FOR NEWSLETTER

The July newsletter will contain the beginnings of a new section. A page of photographs will be enclosed with the July newsletter. The photographs will be of stretch glass pieces that have not been previously shown in the usual reference books. A postcard will also be enclosed with each newsletter for you to respond. The postcards will be stamped and addressed back to me. On the postcards, we would like you to indicate if you have the pieces in your collection and what color they are. You may also state any variation of shape that you have the piece in. You may also state what colors that you may have seen the piece in as well. I will then tabulate the information and print it in future newsletters. Along with the information that will be listed, there will also be a price value. The price values will be obtained from several knowledgeable members from across the country. This information will be enclosed on a separate page which may be kept in a scrapbook along with the photographs. We will hopefully be able to do this each year which will result in a valuable book on stretch glass with a current price guide.

The success of this new venture will depend upon your involvement. The postcards will come out of the cost of the dues. Your choice not to use them will only be a waste of the SGS's money. Help us to make this a valuable portion of the Stretch Glass Society Newsletter! Just think of how great the final book will be as a good reference and price guide!

If you have any unusual pieces of stretch glass that are not shown in any of the reference books, how about sending me a photograph of them? Try to get a good close-up photo in black & white. The photographs should be submitted to me by June 12, 1983. The photographs will be returned upon request.

So, keep an eye out for the July newsletter and help us make this a success!

ADDITIONAL AUCTION NEWS

A Tom Burns Carnival Glass auction was held in Maryland Heights, MO, on March 11 & 12. There were several pieces of stretch glass in the auction. I called Tom and obtained some of these prices. I do not know the quality of the pieces because I did not see them. There were no measurements given for those pieces that don't have them listed below.

#28 Red rose bowl, 5½" \$90

#28a Amberina panelled compote (Imperial), 7 3/4" tall x 7¼" wide \$130

#191 Candlesticks, bud vase variety in blue, ice green & marigold \$25 per pair

#291 14 piece blue Concave Diamond water set in blue (two damaged tumblers) \$290 (what a steal)

STRETCH GLASS FOR SALE

The following pieces of stretch glass are all in mint condition. Write to Mrs. Florence Oehlke
209 Hanover Street Weyauwega, Wisconsin 54983.

- | | |
|---|---------|
| 1) Pair mint green candleholders, 1½ with 4" base; 2 mold marks good stretch & fine | \$25 |
| 2) Three green shallow footed bowls with turned in rim, 2½" x 8"; gold iridescence | \$30 ea |
| 3) Blue bowl, same as above | \$35 |
| 4) Gold bowl, same as above | \$40 |
| 5) Vaseline sandwich plate, good stretch | \$35 |
| 6) Clear sandwich plate with rainbow luster, good stretch | \$40 |
| 7) Clear bowl, 12" x 4"; gold iridescence | \$35 |

Wanted: Black stretch glass pieces

STRETCH GLASS IN COLOR

By Berry A. Wiggins

This is the first book on iridescent Stretch Glass for immediate mailing. Who made Stretch and how to identify Stretch Glass are answered in this book. Articles on Fenton, Imperial, and Northwood taken from original catalogs and old magazines.

38 Color Pictures

ORDER NOW \$7.95 postpaid

Price guide with Stretch Glass

Book I: \$1.50

Make check payable to:

Wiggins Stretch Books

Rt 1 Box 139

Rhoadesville, VA 22542

VA residents add 4% sales tax

IRIDESCENT STRETCH GLASS

By Russell & Kitty Umbraco

64 pages showing over 200 pieces

in full color with text...\$5.95

Price guide with supplement \$2.00

Order from Authors

6019 Arlington Blvd.

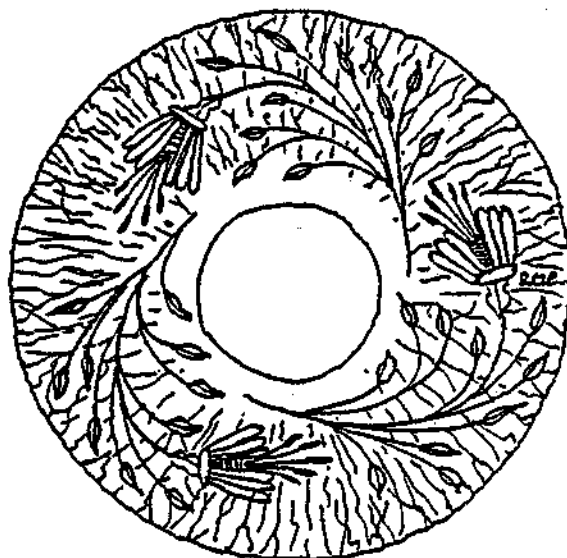
Richmond, California 94805

CA residents add 6½% sales tax

Please remember that your dues are due and send in your \$6.00 to Roger Van Patten NOW. Don't delay. Mr. Van Patten will be sending me the 1983/1984 roster within a few months and this will become the new mailing list.

The next issue of the newsletter will be filled with all of the information from the annual convention. If you haven't sent in your reservations for the convention, please do so NOW! The hotel stopped accepting mail registration as of March 28 and if you haven't sent in your reservation, it may be wise to call the hotel to confirm your room. DON'T MISS THIS CONVENTION!

Remember that the next issue will contain photographs of unusual Stretch Glass. If you have any pieces that you feel are unusual how about sending me a photo? Remember, they have to be submitted by June 12, 1983.



STRETCH GLASS FOR SALE

Due to lack of breathing space, I've decided to sell part of my collection. One of the pieces listed below are new. The signed Imperial pieces have the old iron cross and the Northwood pieces are signed with the "N" in the circle. Postage and handling are extra and all have a five day return policy.

References: KU #'s: Kitty & Russell Umbraco's book

BW #'s: Berry Wiggin's book (# refers to page number)

FI & FII: Bill Heacock's books (# refers to piece listing #)

BOWLS

#198	Blue-opaque	Shallow & cupped; VG irid; 2x11	\$30
#131	Blue-opaque	Shallow & cupped; VG irid; 2x10	\$40
#163	Yellow-opaque	Footed, cumula pattern; VG irid; 4x10	\$40
#149	Yellow-opaque	Footed, cumula pattern; F irid; 5x9	\$50
#195	Green-opaque	Footed, cumula pattern; F irid; 4x7	\$15
#016	Blue	Ribbon KU51; G irid; 2x10	\$30
#204	White	Ribbon, upright edge; G irid; 3x10	\$30
#238	White-opaque:Grey	Wide edge; F irid; 3x11	\$50
#237	White-opaque:Orange	Cupped; F irid; 3x11	\$75
#077	Purple	KU57; VG irid; 3x7	\$35
#099	Amberina	14 panels; G irid; 4x12	\$95
#214	Amberina	14 panels, wide flat edge; VG irid; 3x13	\$95
#164	Red	KU204; F irid; 3x9	\$70
#048	Orange-marigold	KU160 (not signed); VG irid; 3x8	\$20
#243	Blue	KU8; VG irid; 4x7	\$20
#038	Marigold	Flat edge; SUPER EX IRID!; 2x10	\$25
#012	Vaseline	Flared & cupped; FI:397; F irid; 4x10	\$18

CANDY JARS

#019	Blue	Northwood, KU136; G irid; 10x4	\$25
#020	Blue	Northwood, KU35; VG irid; 6x5	\$25
#025	Pink	FI:379; G irid; 7x5	\$30
#142	Green	FI:379 (internal crack in base); VG irid; 8x5	\$15
#146	Amberina	KU43 (no lid); G irid; 5x6	\$55
#072	Blue	KU43 (small chip on finial); VG irid; 9x6	\$25
#178	Green	FII:p.142 top; G irid; 6x7	\$35
#200	Blue	FII: p.142 top; G irid; 6x7	\$35
#191	Blue	($\frac{1}{2}$ lb size of above); VG irid; 6x5	\$30
#199	White	KU194; VG irid; 4x7	\$35
#252	Purple	KU78 (burst bubble on lid rim); G irid;	\$25
#049	Purple	KU43; VG irid; 9x6	\$40
#270	Tangerine	FI:344; VG irid; 9x4	\$30

COMPOTES

#175	Blue-opaque	KU146; VG irid; 3x8	\$25
#144	Blue-opaque	KU26; G irid; 4x5	\$20
#083	Pink	KU188 (cupped higher); G irid; 4x7	\$25
#239	Blue	KU3 but flattened & cut design; G irid; 2x7	\$20
#183	Purple	KU91; VG irid; 3x6	\$35
#202	Purple	KU26; G irid; 3x5	\$25
#127	Vaseline	KU26; G irid; 4x5	\$25
#005	Vaseline	BW15, cake plate with slightly cupped edge; Signed "N" in treebark base; EX IRID; 5x10	\$50
#060	Blue	Same as above; G irid; 5x9; edge has rough spot;	\$40
#187	Vaseline	BW15, tall cupped; Signed "N"; FX irid; 5x9	\$45
#035	Blue	Same as above; G irid; 5x8	\$45
#273	Blue	KU64, signed "N"; VG irid; 4x6	\$25

COMPOTES

#035	White	BW21, signed Imperial; VG irid; 6x6	\$40
#094	Reef Aqua	BW21 except flat & curved down lip, Signed Imperial EX irid; 5x7	\$50
#152	White	BW21, similar: flattened & cupped, not signed; EX irid; 7x8	\$25
#150	Blue	KU153 (no stripes); G irid; 6x8	\$25
#316	Blue	Cumula, KU22; VG irid; 7x6	\$30
#010	Olive green	BW45 (top: similar but cupped); G irid; 3x8	\$16

MISCELLANEOUS

#211	Yellow-opaque	Cumula candlestick; F irid; 9	\$25
#046	Blue-opaque	Plate, 27 ribs on underside; VG irid; 1x9	\$30
#104	Green	Plate with design; FI:400; EX irid; 9	\$25
#079	Flashed mauve(?)	Plate: has <u>design</u> like KU198; very unusual; G irid base ground; 1x8	\$25
#039	White	Vase (1/4 internal crack); KU40 (has base); G irid 12x5	\$25
#090	Vaseline	Vase, KU40 (has base); VG irid; 11x5	\$45
#045	Vaseline	Sherbets, long stem, <u>not</u> Fenton; VG irid; 4x4 (4)	\$20 e
#120	Grey	Sandwich server, KU106; G irid; 4x10	\$20
#007	Blue	Sandwich server, KU 49, SUPER EX IRID, 4x10	\$35
#141	Tangerine	Vase, FI:p.88 #573; G irid; 8x5	\$35
#307	Purple	Vase, KU4; G irid; 5x5	\$25
#088	Purple	Sherbet & underplate; FI:p.86 #103; VG irid	\$25
#116	Purple	Colonial sherbet; G irid; 3x4	\$20
#006	Vaseline	Chop plate, KU142; VG irid; 2x11	\$20
#282	Blue (unusual-purple quality)	Vase, KU148; G irid; 3x9	\$35
#029	Pink	Mayonnaise & ladle; FI:378; VG irid; ladle irid;	\$25
#328	Tangerine	Iridized ladle, like ladle in FI:378	\$25
#329	Purple	Iridized ladle, like ladle in FI:378	\$25
#110	White	Imperial basket, KU173, G irid; 10	\$40
#041	Blue	Imperial basket, KU173, G irid; 10	\$40
#028	White	Oval bowl & underplate tray; FI:p.86 #1562-3 & #1562-1; EX IRID!	\$60
#013	White	Crimped bon bon, KU50; 3x6; F irid	\$15
#023	Blue	Cheese dish, KU34; EX IRID!; 3x5	\$15
#034	Pink	Flared vase, KU4; F irid; 6x6	\$18
#132	Green	Tumbler for Fenton #200 guest set; (2)	\$15 e
#137	Pink	Swung vase, FI:367; EX IRID!; 13	\$35
#140	White	Tumblers, signed Imperial (Douglas Archer: Imperial Glass: p. 120, #M600); (2)	\$35 e
#091	Vaseline	Bud vase, small chip on base; EX IRID, KU72; 12	\$15

Hope you found something of interest! Write or call (after 6:00 pm):

Robert M. Ragan
6673 State Road
Parma, Ohio 44134
216-888-3991

LATE ADDITION: Pink powder jar (?), see drawing in January 1980 newsletter page 6; 6 1/2 x 4 1/2
has lid with it. VG iridescence; has some unusual flaws in bottom of interior
which are difficult to describe but do NOT detract from piece at all. \$20

NOW...

A WORD FROM OUR PRESIDENT...

Dear fellow "stretchers":

...phantom president, not having anything more valuable to bring you than the fine array of information collected and prepared by our "Pulitzer" Newsletter Editor, Bob Ragan, in retrospect had the good sense to say nothing, and not waste newsletter space. But, it's spring, Bob -- more over -- I have the floor and have many things to say to our fine membership.

- #1 Thank you, Bob, for your tremendous contribution to our society as its 1982/1983 Newsletter Editor.
- #2 Thank you, Kenneth Magenau and Paul Miller, (past president and past newsletter editor respectively) for your years of fine service to our society and assistance in the recognition and understanding of stretch glass. Your services are still much needed and appreciated and in less*demanding roles.
- #3 Our 1983 convention (April 28-30) should prove to be the most educational opportunity any person interested in glass may ever experience.

The society will be students and guests of the "Harvard University" of the glass industry... the Corning Museum & Glass Center. Advanced group rate reservations have been made for you. This permits multi-day admission to the facilities. After a greeting and briefing on the Museum and the other Glass Center facilities by a staff member in the Glass Center lecture hall, we are free to leisurely tour the entire complex of facilities. You should know that the Glass Center complex includes:

- * The Corning Museum of Glass
- * The Corning Technology Gallery
- * The Hall of Science & Industry
- * The Steuben Glass Factory
- * Museum book shop, Steuben Glass shop, Corning products & Collector's shop
- * Cafe & Snack Bar

This complex of facilities (under one roof) presents 3,500 years of glass history and examples of authentic glass items from throughout the world during this period, **SOMETHING YOU CANNOT AFFORD TO MISS!**

Friday evening, we will be the guests of the Director of the Corning Museum to attend the formal (champagne) opening of the museum's special 1983 exhibit "American Pressed Glass". (Street attire is acceptable) We are fortunate to have this opportunity, bubbly and otherwise! What an excellent opportunity for our society to draw attention to stretch glass and its colorful iridescent position in the history of pressed glass!

- #4 Bring all of your stretch glass to help build the largest most colorful display ever in our convention display room. PLEASE NOTE: we have invited officials and the Director of the Corning Museum to visit our society's display, so lets give them a real "stretch" show!
- #5 Naturally there will be ample time to meet and visit with old and new society members and view their displays. There will also be time to buy and sell at will in the comfort of the attractive and conveniently located Corning Hilton Inn which is literally in walking distance of many important points. It's only 4 blocks from the Glass Museum. Don't overlook the many points of interest to visit while sightseeing in the Corning, New York area. Brochures will be available upon arrival providing specifics in addition to restaurant and antique shop reference guides.

#6 Our 1983 limited edition convention souvenir is truly impressive, a 3 inch red stretch glass apple. Each of you will want to add this piece to your personal collection.

The souvenir was produced in relatively limited quantity. Therefore I urge all of you to order it NOW! Jabe Tarter has handled the design and production/acquisition of our 1983 souvenir and is processing all of the orders. Please send your check for \$20.00 plus \$2.00 (each) for shipping to:

Jabe Tarter
119 South Maple Street
Akron, Ohio 44302

#7 I trust that you have mailed in your hotel reservation card (previously mailed) directly to the Corning Hilton Inn. We don't want our members to be without convenient "Convention Center" accommodations.

#8 We hope to see the largest contingent ever of the society's membership attending the 1983 convention and participating in its activities and business meeting. So, pack your stretch glass and head for Corning on the 28th.

Oh yes ... my wife Barbara, has asked that members attending the convention bring a few of our favorite cookies to help stock a hospitality table in the display area. So, until April 8th, when Barbara and I hope to see all of you in Corning, happy hunting for that rare and elusive piece of stretch glass ... and then display it at our 1983 Convention!

... Just another "stretcher" who is wrinkled and rough around the edges,

Fred Lynn

Thanks Fred for your wonderful letter! I hope that all of you take his message to heart!!!! There is still a short period of time available to make your reservations at the Corning Hilton Inn. The Hotel has kindly extended the reservation time for a week, so if you haven't sent in your reservation, please call it in! The success of this convention really depends upon everyones support. With the convention being in such an educational setting, it would really be a shame to miss out on all of the activities! I have seen some advertisements for the Corning summer display in some glass publications. The glass displayed will include glass produced up to the mid 1920's. I wonder what kind of representative piece of stretch glass they will have on display? If they don't have one, I'm sure that one of us will personally donate one!!! The convention will not be the same without YOU being there!

