

INSIDE

All about Convention.	2-3
Stretch Glass Patterns	4-6
Eye on Ebay	6
Rosa & Carl Schleede.	7
NFGS Convention & other events.	7
Antique Trader, Postings & Emails	8
Leadership article	9

QUARTERLY

President's Message:

MAY 2013

No Fishing



Has it really been four years? According to the Constitution and By-Laws, my term is about to expire and we need to elect another President. Any volunteers? I will continue on the Board and assist as able, so I'm not entirely "retired" from SGS.

I've often been told, "You look like a *man on a mission*." My four-year mission has been to assist and encourage each of you in collecting iridescent stretch glass. Although we have made progress, one of my main goals was to communicate with each of you on a regular basis. I regret this failure. My excuse?

A local radio announcer used to end his morning show with the words, "If you're too busy to go fishing, you're TOO BUSY!" Well, the fishing licenses in my wallet (for me and and Leianna) expired Feb. 28, 2011. And, unlike my cousin who went to jail when he told the game warden, "You can't arrest me for fishin' without a license!," my fishing equipment has been long neglected and stored in the corner of our garage. I would have to move some stretch glass to get to it!

However, I have, as I hope you have, set aside the time and made plans to **attend our 39th Annual Stretch Glass Society Convention, Show and Sale at the Comfort Inn in Marietta, Ohio, Wednesday, July 24 through Friday July 26, 2013.**

Please bring your favorite pieces of stretch treatment on "patterned" glass for our "Stretch by Design" Club Display. And, as always, bring your running shoes for our Thursday morning "Stampede." Who knows what you might "catch!" Then, relax and enjoy the rest of our time together, including our Banquet. Our guest speakers will be Ann and John Fenton, from Republic, MO. They will be sharing their favorite Fenton rarities. And I will be thinking, "I wish they'd made that in Stretch!"

I'm not sure which is more fun -- catching a 14" crappie (and eating it), or finding a nice piece of stretch glass at a flea market? For the last four years I've been focused on the latter. But now, if you should come to visit, you may just find a new sign from one of my favorite TV shows growing up: "Gone fishin', instead of just a-wishin'."

Throw back the ones with eggs!

Tim

Tim Cantrell, President



2013 Club Display at Convention: "Stretch by Design" by Cal Hackeman

The Club Display at the 2013 SGS Convention, Show and Sale will feature examples of stretch glass with designs or patterns molded in the glass. We plan to include examples of both vintage stretch glass and that more recently produced by the Fenton Art Glass Company.

Our goal is to assemble approximately 100 examples of patterned glass to which iridescent stretch treatment was applied. We don't have a list of all the patterns Fenton used for their recent stretch glass, but we know there were many. Please be thinking about your most unusual example of contemporary patterned stretch glass for the club display.

Dave Shetlar's articles on Stretch Glass with Patterns, in this newsletter and the last, give an excellent overview of the more common vintage patterns. We are specifically featuring these, some of which are less common:



Diamond Adam's Rib



Fenton Laurel Leaf



Fenton Concentric Rings



Fenton
Basket Weave



Fenton Diamond Optic



Fenton Melon Rib



Fenton Plymouth



Fenton Sheffield



Imperial
Double Scroll



Imperial Chesterfield



Imperial Floral Optic



Northwood Tree Bark Base



Northwood Diamond or Quilted pattern:
Concave (outside) on tumbler; Optic (inside) on pitcher



Northwood Optic Panels



U.S. Glass #310



U.S. Glass #314

We're identifying one or two individuals to coordinate the club display. They will be in touch after you register to discuss your contributions. We'll be looking for the most unusual colors and shapes, as well as patterns, and hope to save you from bringing duplicates.

In the meantime, please make a list of your potential contributions. And, if you would like to help to coordinate the club display, or assist with the set up on Wednesday, please contact President Tim.

Thanks, in advance, for helping make "Stretch by Design" another beautiful and educational club display!



Member Table Displays by Joanne Rodgers

The Convention Committee has discussed how member displays might be used to inspire Show visitors and other members to use Stretch Glass when entertaining. Although our spectacular Club Displays are well appreciated, we want to show that this glass is not "just a pretty face" to be placed on a shelf and admired from afar. Several members have shared pictures of their table settings using Stretch Glass with coordinated china, glass, and table linens. We encourage members to bring such displays to this year's convention. They may be simple elegant, or fun; wherever your imagination takes you.

Display tables are 5' diameter round, with white cloths and skirting. You may use your own table linens, but skirting must remain.

If you plan to bring a display, please let me know by July 1st, via one of the following:

e-mail:

USPS:

Phone:

I look forward to hearing from you.



Call for SGS 2013 Silent Auction Glass

by Millie Coty

The Silent Auction is always a Convention highlight, from the time of set-up until the last minute bidding frenzy on Friday afternoon.

This year we again invite all members to participate by contributing glass from your collections. Your contributions are welcome, even if you aren't attending Convention.. As always, the Board is hoping that the silent auction will raise funds to defray Convention expenses.

You may provide stretch glass for the 2013 Silent Auction in one of two ways: straight donation or consignment with a specific reserve to be paid to you if your item(s) sell. This is a marvelous way to support SGS. When selecting your undamaged item(s), please look toward quality and value, as this will create a tempting display and make the Silent Auction a bit livelier.

If attending the Convention, please bring your item(s) with you. If you cannot attend and would like to donate to this fundraiser, you may ship your item(s) via USPS to: NFGS, Box 4008, Marietta, OH 45750 or by UPS/FedEx to: NFGS, 156 Front Street, Marietta, OH 45750. SGS will not accept consigned items by mail. If you ship a piece of stretch glass, it will be sold as a benefit to SGS. Deadline for shipped donations will be Wednesday, July 17. Questions should be directed to Millie Coty at 740.568.8014.

And **thank you**, in advance, to all who will participate: donors, consignors, bidders and/or winners. This is a great opportunity to downsize and/or upgrade your collection.



Your Raffle Tickets May Win These!



You don't have to be present to win. Details and the ticket order form are coming in your Convention packet.

STRETCH GLASS SOCIETY 39th ANNUAL CONVENTION, SHOW & SALE JULY 24, 25, 26, 2013

WEDNESDAY JULY 24:

- 1-7pm** Members Arrival, Check-in, & Set-up
(Registered Convention Members Draw Stampede Line-up Numbers at Check-in)
- 4-6pm** Board of Directors Meeting
- 8pm** **Silent Auction Bidding Begins**
- 8-10pm** **Wine & Cheese Welcome Party**
- 10pm** SGS Meeting Room Closed

THURSDAY JULY 25:

- (Open to Public 11am-5pm)
- 9am** Doors Open
- 9:15am** Line-up for Stampede
- 9:30am** **Stampede Begins**
- 2:00pm** Stretch Glass Members' Displays
Discussion (by member and/or SG "expert")
- 7pm** **2013 Banquet Buffet**
(Members & Guests)
- 8:15pm** Guest Speakers: Ann & John Fenton
- 10pm** SGS Meeting Room Closed

FRIDAY July 26:

- (Open to Public 10am - conclusion of Live Auction)
- 8:30am** Set-up of Auction Glass begins
- 10am** Doors Open
- 10am-5pm** Auction Preview
- 10am** **A Tutorial on Bases for Iridescent Stretch Glass** (Dave Shetlar)
- 12 noon –** **Members' Annual Business Meeting**
- 1:30pm** & Complimentary Lunch;
Raffle winning tickets drawn
- 2pm** **Silent Auction Ends**
- 2:30pm** Discussion of Club Display
by Dave Shetlar and others
- 5pm** **Live Auction featuring stretch, Fenton and other glass begins**
- 6pm** Packing of display & sale glass may begin
- 10pm** SGS Meeting Room turned over to Hotel



See page 10 for the Comfort Inn reservation number and rates. For other glass events in the Marietta area during our Convention, and for information about the NFGS Convention just following ours, see page 7.



STRETCH in Depth

Stretch Glass with Patterns –
Imperial, Diamond, & U.S. Glass/Tiffin
by Dave Shetlar

In the last article, I reviewed the patterns found in Fenton and Northwood stretch glass items. These two companies used rather simple panels, ribs and diamond patterns that didn't distract from the overall stretch effect. Obviously, the Fenton Dolphin and Laurel Leaf designs added more carnival-like patterns. In my opinion, the Northwood Tree-of-Life pieces also are cross-overs. (I didn't illustrate the dolphin and Tree-of-Life pieces in the last article due to space constraints.)

In this article, we'll see that Imperial and Diamond took the same approach to designs in their stretch glass, that is, simple panels, rays and ridges. On the other hand, U.S. Glass appears to have been more inventive with these design approaches!

The three Imperial lines that have optic panels are the 64x, 656x and 69x series (the "x" is usually a number that indicates the size; this can be followed by another number and/or letter that indicates the shape). These have been thoroughly covered in the October, 2000 newsletter. The 64x bowls (Fig. 2, #648/2B, 10-inch wide) have wide bottoms and flat rims. The 8-inch and 10-inch sizes come in red/amberina, Iris Ice (crystal), Blue Ice (smoke), and Green Ice (teal). The common wide panel plates are also 64x series (pictured below). The 656x line (Fig. 1, #6567/2R, 8.5-inch wide in amber with decoration) comes in four sizes (6, 7.5, 8.5 & 12-inch when flared) with straight rims. These are rarely flattened down into plates. These also come in the common Ice colors. The 69x series (pictured below) have scalloped rims with the wide panels. Three sizes are common – 4, 9 & 12-inch when flared. This line can also be flattened down into plates.



Imperial 69x wide panel bowl



Imperial 64x
wide panel plate

The #600 line is often called "Chesterfield" by carnival and stretch glass collectors (Figs. 3 & 8). This line has scalloped external panels, and bowls with true stretch effect are relatively rare. On the other hand, the sherbets, and several sizes of comports, are quite

common. The 8-inch bowl is shown in Fig. 3 and the rolled rim comport is shown in Fig. 8.

Two lines that are commonly confused are the #725 and #727/8 lines (Figs. 5 & 4, respectively) as both have hexagonal and octagonal pieces. They are actually easy to separate as the #725 pieces have a pair of handles (except for the mayonnaise dish)! The #727 items have a round, collar-base while the #728 pieces have a raised 4-toed base. These usually come only in Iris Ice or pink with marigold or smoke iridescence. Plates, bowls, mayo and cheese & cracker sets are obtainable.

The #320, "double-scroll" bowls (Fig. 6, Green Ice) and candleholders are popular items with sets coming in stretch and carnival finishes.

The #5141, footed bowls (Fig. 7, red) are often called "floral and optic" by collectors. These pieces come in a variety of bowl shapes and some are flattened down into a plate.

Items with narrow optic ribs include the #499 sherbet and underplate (Fig. 9) as well as an 8-inch (#805) and 12-inch plate (#808). Catalog pages show 9-inch and 10-inch narrow rib bowls, but none have been seen in true stretch effect. The same is true with the #313 "spiral optic" items (Fig. 10, Rose Ice). The mayonnaise and 7-inch plate is relatively obtainable, but the larger plates and bowls only come in plain marigold. The #719 bowl (Fig. 11) and plate are only known in Iris Ice and only a couple seem to have survived.

Obviously, Imperial made a complete line of "wide panel" vases (Fig. 15, red) in a 69x series where the x is the base size and another number was often added that described the swung height.

The final patterned piece that we think is Imperial is a comport that has rays and buttons (Fig. 14, in an odd green), but after seeing some Lancaster green pieces, I'm no longer sure!

Without a doubt, the most distinctive Diamond series with a pattern is the #600, "Adam's Rib" (Fig. 13, 8-inch bowl, & Fig. 22, 8-inch vase, green). This design has thin convex ribs (come out, not in like found in some Fenton items) around the surface. Large comports are the most common, but pitcher and tumbler sets, vases, creamer & sugars and blown-molded vases are known. These usually come in green and blue with a few marigold pieces known. The most unusual glass color is milk glass, usually with a shiny marigold surface.

Most of the other Diamond "designs" are simple optic rays or narrow panels. If you look at the high-footed comport (Fig. 12) the optic panels are only seen in the foot. This is diagnostic for determining that this piece is Diamond! A handled mug and underplate (Fig. 16) also has narrow optic panels. The most impressive piece is the 16-inch diameter bowl (Fig. 17) which is known in

(continued on page 6)



Fig. 1



Fig. 2



Fig. 3



Fig. 4



Fig. 5



Fig. 6



Fig. 7



Fig. 8



Fig. 9



Fig. 10



Fig. 11



Fig. 15



Fig. 12



Fig. 13



Fig. 14



Fig. 16



Fig. 17



Fig. 18



Fig. 19



Fig. 20



Fig. 21



Fig. 22



Fig. 23



Fig. 24



Fig. 25



Fig. 26



Fig. 27



Fig. 28



Fig. 29

cobalt blue crackle and crystal stretch. There is also a very rare pitcher (Fig. 21) which has optic ribs, and a more common set which is called "pastel panels" by carnival collectors (Fig. 20). In this set, the pitcher only has true optic panels while the tumblers have convex, external ribs. Again, these are generally found in green and blue. Finally, there is a fan vase (Fig. 24) that looks like the Fenton #562 vase! The easiest way to tell the two apart is that the Diamond vase usually has a definite plug of glass above the basal ring. In the Fenton vases, the plunger nearly reaches the ring.

I had to put in an example of the "coin spot" comport (Fig. 18) which is an obvious cross-over between carnival and stretch. I find it interesting that the vast majority of these little comports have the stretch effect and they come in virtually all the Diamond stretch colors, including Egyptian Lustre (black)!

We also know of some Diamond plates (Fig. 19) and cups that have three raised rings. The six-inch plate is the most common, but an 8-inch version is also known. The cups are very difficult to find and some of the cups were crimped into a creamer form.

Finally, I had to include an example of the impressed "crackle" vases (Fig. 23). While Diamond made a true crackle glass (the cobalt "Blue Crackle") in which the glass is crackled by plunging the hot piece into water, then reheating it, these vases have a crackle pattern that was formed in a mold! They come in several sizes and are most often found in blue, green, and crystal. Most are also pinched in some manner.

Without a doubt, the most recognizable pattern that U.S. Glass made in stretch is their #310 line (Figs. 25 & 29). These pieces have four sets of external ribs that form nicely scalloped edges on the pieces. A few of these pieces also have pierced edges, called "open-work" (Fig. 25). Bowls in numerous shapes, footed bowls, comports, sherbets, three-footed nut bowls and mayonnaises, and vases are commonly seen. Green, pink, topaz, blue and crystal are the most common colors.

U.S. Glass made some similar, confusing patterns! We have identified as #314 (Fig. 27) which has optic paired rays (as opposed to the external rays of the #310 pieces) and rims that are generally round or slightly scalloped. Another form, yet to be identified, has faint optic rays that end in definite scallops (Fig. 28). Both designs can be found on bowls, footed bowls, comports, and sherbets. The rays and scallops pieces are often in translucent and opaque colors.

I also had to include an example of the U.S. Glass "wide panel" pieces (Fig. 26). These come in bowls (usually flared or cupped) with wide, ground bottoms

(stuck up). I know of four different sizes of these and most were also flattened down into plates. Unfortunately, inexperienced collectors assume that any wide panel plate is Imperial. The difference? Most of Imperial's wide panel plates have snap bases while the U.S. Glass pieces are ground! The only exception is a small mayonnaise underplate.



Two U.S. Glass wide panel plates



Recent selling prices from Renée Shetlar



4 Imperial Blue Ice 8 1/4" wide panel plates, \$72



Imperial red / amberina Double Scroll candlesticks, \$190.50



Fenton Florentine Green twin-dolphin comport, \$49



Fenton Celeste Blue #200 guest set, \$131.39



Imperial Rose Ice 8" Grecian vase, \$88



Remembering Rosa and Carl Schleede

by Jim Farr



Rosa and Carl Schleede are gone now, but I still think of them from time to time.

Back when we started collecting, and were running all over the place looking for Stretch Glass, several of us would frequently run into each other

Berry Wiggins, Paul Miller, Jabe Tarter (who wrote articles on antiques for the *Akron Beacon Journal*), the Schleedes, Maryilyn and I, and several others, while out and about, might meet at Rose and Joe Presznick's in Ohio, or in Pennsylvania at a Dutch Restaurant, or more likely at Shupp's Grove Flea Market. It was one of these chance meetings with the Schleedes that left them indelibly etched in my memory.

Shupp's Grove was a favorite place to hunt. For those of you who weren't there in the old days, it was all by itself, way out in the woods. Some dealers would lay boards across low tree limbs and display their wares in this manner. And some dealers even kept things under the counter to show you when they saw you.

We had purchased a nice Fenton bedroom guest set about three tables back, which the Schleedes had witnessed. And they were still very near us.

Lo and behold this next dealer, whom I knew, called us over to show us a piece of Stretch Glass, a Tangerine Guest Set. At that time, it was the only one I had ever seen. As I was about to tell the man I would take it, Rosa stepped up and told him she would like to buy it. I spoke up and said, "Me too!" At this time, Marilyn, my dear wife, said, "Let them have it. You can't buy it all."

If I'm not mistaken this guest set was displayed by the Schleedes in the Fenton Art Glass Museum, along with glass we had consigned there.

We eventually got our own Tangerine guest set. But for about 20 years, each time we were at the Fenton museum, I would look at that Tangerine beauty and be grateful that Rosa had bought it and put it where I could admire it.

So thanks, Rosa, for the display that so many people enjoyed over the years.



The Stretch Glass Society
extends our sincerest sympathies to:

- ❖ Ramona Schroeder and family, on the recent passing of her husband, Eldon. Eldon served on the SGS Board of Directors for years, and he and Ramona were regular Convention participants. Eldon will be missed by his many SGS friends.
- ❖ Tim Cantrell, on the passing of his father.
- ❖ Robert Stock, on the passing of his mother.

Join us at the NFGS 23rd Annual Convention by Millie Coty

Beginning on July 24th you can be a part of six days of glass passion, glass education, and glass enthusiasts!!! Yes, the SGS Convention begins on July 24th and ends on July 26th. Beginning the following day (Saturday), the NFGS Convention runs thru Monday, July 29th. What better way to spend a holiday??

The NFGS, as always, is extending an invitation to all SGS members to stay a bit longer at Convention headquarters (Marietta Comfort Inn) and join us for the three additional days. For our 23rd Annual Convention, plans are to emphasize moulds and mould making during our educational seminars. Once again, Ann and John Fenton will bring their traveling glass studio to Gabbert's in Williamstown for education demonstrations provided by John and by Dave Fetty. In addition, there will be the consignment auction, bingo, glass displays, socializing, and etc. A favorite of all attendees is the trip and dinner aboard the local sternwheeler, *Valley Gem*. If you are not a member, and would like to become one, please contact Suzy at 740.374.3345 or visit our website at www.nfgs.org. Come and learn and play with us. See you there!



2013 Glass Show Events by Millie Coty

The annual Glass Show at the Williamstown Elementary School will be held Tuesday, July 23rd thru Sunday, July 28th. The hours are 9am to 5pm. For further information regarding this Show, please contact Billy Cottenmyre at [REDACTED].

With the closing of the Marietta Glass and Antique Show at the Washington County Fairgrounds, we are anticipating an increase in NFGS Room Sale Events at the Marietta Comfort Inn. Room numbers will be found on the bulletin board in the main Lobby.



Stretch Glass Featured in Antique Trader
by Cal Hackeman



49 ...In the News: New forms discovered at Stretch Glass convention

It took nearly 6 months, but recently the *Antique Trader* printed the article which the Publicity and Outreach Committee authored on "Recently discovered, previously unknown Stretch Glass." The article was based on the 100 examples of stretch glass which were included in the 2012 Convention Club Display. We are happy to report that the article was published in full. It includes great information about many of the lesser-known examples of stretch glass that do not appear in American Iridescent Stretch Glass (or, to our knowledge, in any other publications).

The thousands of readers of *Antique Trader* are now more informed about stretch glass, especially unusual shapes, sizes and colors. Hopefully, they will now take an interest in the collectible which we are all dedicated to promoting, and about which we regularly provide information. We thank the *Antique Trader* reporter, Karen Knapstein, for picking up on our press release and championing the publication of the article.

This article, as well as a more general educational article about what stretch glass is, who made it, etc., has also been published by several other glass clubs in their newsletters, providing great visibility for SGS and stretch glass to hundreds of glass collectors.


The Publicity and Outreach Committee is diligently at work publicizing the 2013 Convention, Show & Sale, and will once again be preparing a press release about our 2013 Club Display, "Stretch by Design." We hope that the press release about this fascinating aspect of stretch glass will also be published in one or more antique or collector publications.



NIGCS 37th Annual Convention

The National Imperial Glass Collectors' Society has announced plans for its thirty-seventh Annual Convention to be held June 6-9, 2013. Glass enthusiasts will gather in St. Clairsville, Ohio, Bellaire, Ohio, and Moundsville, WV to participate in four days of activities, which include the celebration of the tenth anniversary of the National Imperial Glass Museum.

For more information, contact Fred Ottoson at:



Q&A Postings & E-Mails
from Renée & Dave Shetlar

Q: Re: Please can you identify this piece?

Hi: I bought this piece several years ago. It is a red glass that goes to violet at the edges. It is enameled and has a ground pontil. Is this American or European? Any information or idea of the value would be helpful.

Thanks, Lisa



A: Hi Lisa: Your bowl has all the appearances of one of the European art glass firms. It certainly looks like it was made sometime from the mid-1880s into the 1920s. This would be something on which Reyne Haines should be able to shed some light. She gave a talk to our Stretch Glass Society some years ago and did a stint with the *Antiques Road Show*. She is an expert on American Art Glass but also knows quite a bit about the European production. You can find her through a Google search. Renée and Dave Shetlar

Follow-up: *Thanks very much for your information. I really appreciate your time and effort. Not many people lend their knowledge freely. Thanks again, Lisa*

Q: Re: Fenton Ruby candy jar

Hello Dave: You probably won't remember this, but sometime last year I put a photo of my Ruby stretch candy jar on the Carnivalglass.org newsletter. I have been looking at your site at the two sizes and the measurements for both. Mine indicates the smaller but the overall height falls between the two. Can you advise which you think it definitely is? Dimentions: 3 1/2"w, 8 1/4"h, 2 7/8"b. Best Wishes, Ellen R.

A: Ellen: : Your candy jar appears to be the #8, 1/2-pound jar. A jar with a base diameter of 3-inches or less is the smaller one. The 3/4-pound jar would have a base diameter around 3 1/2-inches (plus or minus 1/8-inch). The height variation seems to be caused by whether the stem and base were pushed down or swung slightly. I have images of both #8 and #9

candy jars in Ruby, Celeste Blue, Wisteria, Topaz, Florentine Green, Persian Pearl and Grecian Gold. Velva Rose, Tangerine and Aquamarine seem to be the tough colors to find in these candy jars. Dave



STRETCH GLASS SOCIETY BOARD OF DIRECTORS

OFFICERS:

PRESIDENT: Tim Cantrell

SECRETARY & Newsletter Editor: Stephanie Bennett

VICE-PRESIDENT: Cal Hackeman

TREASURER: Jim Steinbach

DIRECTORS:

Roger Christensen

Millie Coty

Kathy Eichholz

Mike Getchius

Sarah Plummer

Ideas+Initiative+Involvement=Results by Cal Hackeman

Over the past 12 months, the Stretch Glass Society had the good fortune of being led by a full Team of Officers and Directors – Nine members, each of whom have taken on significant responsibilities. Your Leadership Team is committed to trying new ideas, taking initiative, being involved and getting results. During this time, our Society's leaders, working together have achieved a number of tangible results including:

- Regular contact with, and publication of articles about stretch glass and the SGS by other glass collector clubs
- Publication of an article on the newly discovered stretch glass displayed at the 2013 Convention in *The Antique Trader*
- Increasing activity in our Facebook group and on our website
- Completion of an inventory of souvenirs and whimsies owned by the SGS, making it possible to offer this glass for sale on eBay, with the goal of getting more stretch glass in the hands of collectors and would-be collectors
- Design and distribution of a colorful rack card promoting stretch glass and the SGS
- Increased visibility with auctioneers and dealers offering stretch glass for sale.

Your nine officers and directors have each taken on special projects to achieve these results. Nearly all of them wear more than one hat most of the time. They devote substantial time and effort to leading the SGS -- above and beyond the bi-monthly Board of Director calls and attending the Annual Convention, Show and Sale.

At the 2013 Convention you will be electing a President, Vice President and 3 Directors to join the other officers and directors to lead our Society for the next 2 years. Several of our Officers and Directors have served our Society for a number of years – so many years, in some cases, that it is hard to remember when

they were not among the leaders of our Club. Several current officers and directors have indicated a willingness to be candidates for the positions to be elected at Convention. But we need YOU to step forward and volunteer to be a candidate so that we have a full Board and Leadership Team for the next 2 years. In particular, we are in need of a member to serve as Vice President beginning in July, 2013.

Now is the time for YOU to consider what YOU will do to ensure the continued success of YOUR Society – the only organization exclusively devoted to promoting iridescent stretch glass as an art form and a collectible. What are YOU willing to do to contribute to OUR future?

- Will YOU volunteer to participate on the Publicity and Outreach Committee or the Annual Convention, Show and Sale Planning Committee?
- How about stepping up to help recruit new members?
- Will YOU help increase the visibility of stretch glass by putting some of your stretch glass on display in your local Library or taking a few examples of stretch glass to a collectors' club in your area?
- Will YOU offer to be candidate for Vice President for the next 2 years?

Your Society needs YOU to help us be successful now and in the future. If not YOU, then who will continue the good work that so many have devoted so much time and energy to over the past 40 years?

Please contact President Tim or VP Cal to volunteer to help carry on the activities and achieve the mission of the Stretch Glass Society in 2013, 2014 and beyond. Without YOU, our members, being involved we cannot succeed. Thanks, in advance, for stepping up and making a difference by contributing your ideas, taking initiative, getting involved and helping us achieve results.



Plan ahead! Save the dates! Make your reservations!

July 24, 25, and 26, 2013

39th Annual SGS Convention, Show and Sale

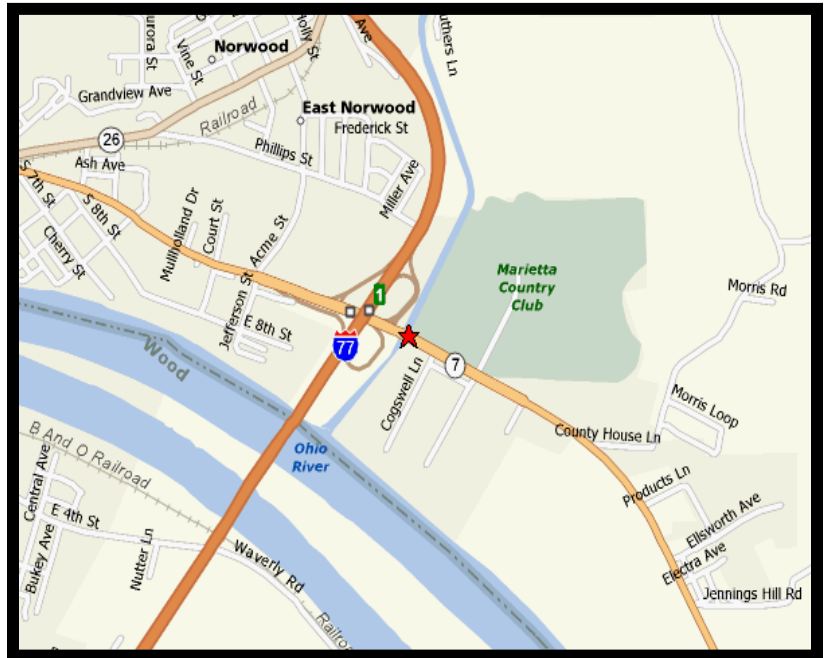
Comfort Inn

700 Pike Street
Marietta, OH
740-374-8190

Standard Guest Room Rate:
\$70 (Plus Taxes)

Mention that you are
Stretch Glass Society Members
When Making Reservations.

Rooms Will Fill Up Quickly,
Call Today!

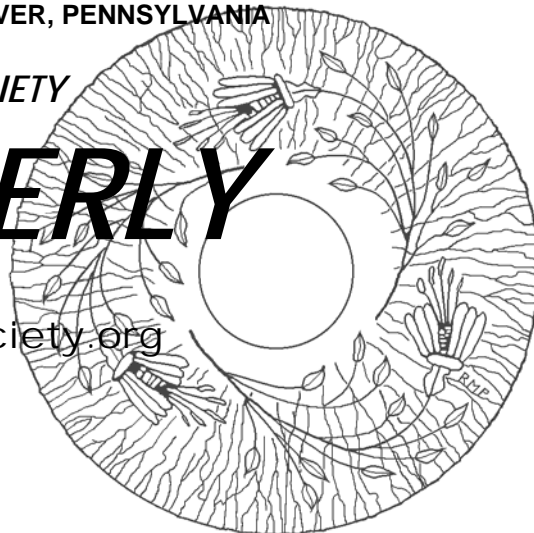


FOUNDED APRIL 21, 1974 IN DENVER, PENNSYLVANIA

THE STRETCH GLASS SOCIETY

QUARTERLY

<http://stretchglasssociety.org>



TO:



First Class Mail

NOTICE: The SGS Quarterly newsletter distribution schedule is: FEBRUARY, MAY, AUGUST and NOVEMBER.