

QUARTERLY

INSIDE

Convention Highlights	2-3
Stretch Glass Comports, part 2 . .	4-6
Glass world News	6-7
Postings & Emails	7-8
"Pretty Iridized Glass Collectors". .	9
Annual Meeting Minutes	10
Board & Membership.	11

AUG 2011



2011
Convention
Banquet

President's Message: We Are Not Alone!

Another convention full of wonderful memories. So much to experience in three days: A room filled with beautiful iridescent Stretch Glass and above all, friends! I was so glad when I arrived with "The Plan" we had developed to find myself surrounded by eager helpers, ready to sign up and step in to make it happen. Thank you all!

Throughout the convention, I realized we are not alone in our enthusiasm for Stretch Glass. Especially, as the Mizells reminded us in their banquet talk, there are many other collectors who include iridescent Stretch Glass as an integral part of their collections. And as I visited with our Fenton friends and went to the factory -- perhaps for the last time -- I couldn't help but notice the significance of Stretch Glass. The job of our Society and its members is to maintain and increase this significance into the future.

Our Board will continue to reach out and expand our efforts to promote the collecting and knowledge of Stretch Glass, even beyond our planning for next year's convention. If you have suggestions of how to increase our communication throughout the year, please let us know. Many clubs have local or area-wide meetings on a regular basis.

We can all encourage one another to continue making the collecting of iridescent Stretch Glass an enjoyable part of our busy lives.

Hope to talk to YOU soon,

Tim

Tim Cantrell, President



SGS 2011 Convention, Show & Sale Highlights

by Tim Cantrell

With the help of many, our convention began to take shape. Thanks to Roger and Jim, the tables were made ready for glass. As members arrived Wednesday and unpacked, Jan and Dave set up the Compote / Comport Display, while Stephanie and Millie arranged the Silent Auction.

Thanks to Cal, with assistance from his secretary Debi, our registration packets were prepared, and several signed up in shifts to greet the members and welcome our visitors throughout the convention. Toward evening, Mike and Cyndi prepared the Wine and Cheese Reception. By 10 o'clock, everything seemed ready, we could all relax for the night, and the Security Guard arrived to keep it that way.

Thursday morning arrived with anticipation of the early "Stampede." It seemed as though no one had drawn the low numbers and that most were toward the back of the line, but everyone made it in to get at least one of their "longed for" pieces of Stretch Glass and perhaps negotiate for more.

After things settled down, we made room to bring in extra chairs for the Display Presentation. Dave explained the distinctions between the comportes and compotes of a variety of sizes from most of the makers of iridescent Stretch Glass. Then Renée introduced individual members who had something special to share about the glass in their display. And Dave again highlighted the noteworthy pieces in the displays with insights to teach each of us what to look for in developing our collections. At the convention, we see and learn about exceptional Stretch Glass and how to recognize the rarities when they show up.

Thursday evening, following a fine banquet, we were refreshed to learn from Bill and Sharon Mizell of the popularity of several examples of Stretch Glass among Carnival Glass collectors. We have much in common.

Friday morning gave many an opportunity to visit the flea market at the fairgrounds, which is again growing in popularity and size -- in both quantity and quality of glassware -- including Stretch. And of course, we had to see the Fenton factory -- at least one more time.

Just in case we hadn't exceeded our "spending plan," we were now ready for the live Burn's Stretch Glass Auction. As with any auction, there were surprises and considerable interest in unusual pieces.

But first, we had our Annual Luncheon and Business Meeting. It seems that we are heading in the right direction, but we are always open to suggestions for improvement, and especially volunteers to implement those improvements.

While noting a few concerns, I am satisfied that our 2011 Stretch Glass Society Convention, Show & Sale was over all, a success. I hope that you will have opportunity to join us next year, July 25 -- 27, to make our 2012 Convention even better.



Stretch Glass Display for 2011

by Jan Reichling

The 2011 Stretch Glass Convention is history! Thanks **TO ALL** of you who helped with the setup and teardown of the display. And to those of you who brought glass; it was a superb display and informative educational seminar by Dave and Renée Shetlar. I was so thrilled with the Imperial and U.S. Glass display, as those seemed the most challenging with sizes and style. Your emails and phone calls were greatly appreciated and a good representation across manufacturers was possible because of your support.

I hoped you enjoyed it as much as I did! *Jan*



U.S. Glass





Cyndi & Mike Getchius hosted the wine & cheese welcome party and business luncheon.



Millie Coty, set up the Silent Auction and the club's new Fenton items for the live auction.



Cal Hackman handled registrations. Here he gathers folks for the much anticipated sales stampede.



Convention Chairman Tim Cantrell arranged venue details and coordinated volunteer help. Here he shares glass excitement with daughter Leianna and friend Cheyenne.



Jan Reichling organized the club display, with help from Renée and Dave Shetlar. Here they show a couple of their personal favorite comports.



Members presented items from their own displays. Here Reg Arrington and Dave discuss the Arringtons' Diamond Egyptian Lustre candlesticks.



***STRETCH* in Depth**

Iridescent Stretch Glass Comports, part 2

by Dave Shetlar

Our convention is over and there were really very few surprises. It was great seeing all the comports assembled for the Club Display! I will try to complete my review of stretch glass comports in this newsletter and the next. It was easy to fit the comports made by Diamond and U.S. Glass in our May newsletter and I can fit in the Fenton and Imperial comports in this edition.

First, I would like to correct one of the U.S. items which I called a comport in my last diatribe! I had mentioned that I was having trouble getting a number for the two-ring-stem piece (Fig. 22 in the May NL), but figured it must be a comport. Wrong! Shortly after sending off the article, I was reviewing the Tiffin Glass Collectors Club book, *U.S. Glass Company, Decorated Satin Glass and Lamps of the 1920s*. On page 142, there was a photograph of one of the old catalog pages. On the bottom row was an image of the "comport," but it was identified as a "7in Low Foot Bon Bon." Technically, a bonbon is also a small serving dish, so it is also a comport! LOL! But, I love to find and use original names. On the same pages, I noted that the broad-based sweet pea vases are figured being placed on black stands. I have always wondered if these stood alone or were placed on stands. The catalog pages answer that question also.

Like most of the major glass companies, Fenton made quite a range of comports. As I pointed out at the convention, most of the Fenton catalog pages use the term comport, but I note that some of the early pages refer to the #9 items as "compotes!" Just goes to show that the use of these two terms wasn't even consistent within the same company! Fenton's comports are most commonly found in the common stretch colors (Celeste Blue, Florentine Green, Grecian Gold, Persian Pearl, Tangerine, Topaz, Wistaria [sic], and Velve Rose). Few Ruby comports have been found and I don't remember seeing any comport in the Royal Blue or Aquamarine colors.

Fenton made comports out of other molds, especially the bases of candy jars and covered bonbons. One of the most common of these are comports made from the #9, 3/4-pound candy jar (Figs. 1-4). The most common shape is the 6-crimp form (Fig. 2), but oval (Fig. 3) and square (Fig. 4) shapes are obtainable. We recently found a simple flared form (Fig. 1) this spring, and surprisingly, this isn't a common shape! The rib optic #736 candy jar base was also used to make quite a few

comport shapes (Figs. 6-8). None of these are overly abundant. The wide flared and cupped form (Fig. 6) seems to be one of the most common forms found and the stretch effect is usually spectacular! A crimped form (Fig. 7) is also fairly obtainable. However, the oval shape with two sides pulled up (Fig. 8) is very difficult to obtain and is quite elegant in my eye's vision! One of the more difficult shapes to find is the #737 comport (Fig. 15). If you measure this one carefully, it is actually the #736, but a plain plunger was used, so no optic rays are present. The two that I have seen are both Topaz and in the cupped form shown.

The rest of Fenton's comports appear to have been made out of dedicated molds and most have relatively long stems. The one exception to this is the 6-7-inch wide #712 comport (Fig. 5). This item is usually found in Celeste Blue and Topaz, but other colors are known. The #260 comports (Figs. 9 & 10), are most commonly found with the rim flattened down (Fig. 10), but a few have been found with the bowl sides raised and gently flared (Fig. 9). This comport comes in all the normal Fenton colors though I have never seen a Persian Pearl, Ruby or Royal Blue one! I was surprised that three Tangerine ones showed up at the convention! A really unique comport is the #1536 piece (Fig. 11) that has a series of four ribbed balls in the stem. I have only seen this one in Velve Rose and Florentine Green. Two smaller comports are the so-called "stippled rays" pieces (Fig. 14) and the #500 (Fig. 16). The stippled rays are considered to be carnival with stretch iridescence and they usually come in crimped or wide-flared and cupped forms. These can be pretty pricey items! I also believe that the #500 is actually a carnival mold which was used with a patternless plunger. Most of the items have six crimps and poor stretch effect. This is another one of the few comports that can be found in Ruby and I don't recall seeing one in Tangerine.

The larger Fenton comports are the #917 (low standard) (Figs. 12 & 13) and #250 (high standard) (Figs. 17-21) pieces. The #917 usually have a special rolled rim (Fig. 12), but you can occasionally find them with the flared and cupped top (Fig. 13). I had never seen a #250 comport in Grecian Gold until one showed up at this convention! The most common form is flared and cupped (Fig. 17). Probably the next most common shape is with the flared and flattened top (Fig. 21). Difficult to obtain shapes are flared (Fig. 18), rolled rim (Fig. 19) and oval (Fig. 20). Though not shown, Florentine Green and Celeste Blue high-standard comports are fairly common. I've not seen a Persian Pearl nor a Tangerine high-standard, but I wouldn't rule them out!

I want to point out that I have avoided discussing the twin-dolphin comports as was done at the convention.

(continued on page 6)



Fig. 1



Fig. 2



Fig. 3



Fig. 4



Fig. 5



Fig. 6



Fig. 7



Fig. 8



Fig. 9



Fig. 10



Fig. 11



Fig. 12



Fig. 13



Fig. 14



Fig. 15



Fig. 16



Fig. 17



Fig. 18



Fig. 19



Fig. 20



Fig. 21



Fig. 22



Fig. 23



Fig. 24



Fig. 25



Fig. 26



Fig. 27



Fig. 28



Fig. 29



Fig. 32



Fig. 30



Fig. 31

I've covered dolphin pieces in previous articles. Likewise, I note that one of the Fenton catalog pages refer to the #643 (covered bonbon) bottom as "salver compote" and "card compote," but these same two shapes in all other catalog pages are simply referred to as "salver" and "card tray" forms. My thoughts are that both of these forms would only hold little dabs of jellies or jams if you were to try and use them for comports.

Moving on to Imperial, it is obvious that their major stretch glass comport production was in the #600 line! The #600 line is often called "Chesterfield" by carnival glass collectors. It consists of a series of narrow panels that have rounded tops. These panels run down the stem and spread out over the foot. These pieces generally come in Iris Ice (crystal), Green Ice (teal), Blue Ice (smoke) and ruby or amberina. Most of the marigold ones have little or no stretch effect. One of the most common forms has a 4 3/4-inch base and is typically in the 7-inch range in height (Figs. 22-24). The most common shapes are flared (Fig. 22) and wide flared and cupped (Fig. 24). A fair number of the wide flared and crimped forms (Fig. 23) showed up at the convention. Two other long-stemmed forms also can be found, one with a 3 3/8-inch base (Fig. 25) and one with a 4-inch base (Fig. 27). If it wasn't for the long stem, the item in Fig. 25 would be a sherbet or ice cream dish (this designation is commonly used by Imperial)!


Chesterfield comports with short stems include the gigantic pieces (Fig. 26) which have 6 1/4-inch bases and the tops are often in the 10 1/2 to 12-inch wide range. Most are gently flared, like the one shown, but sometimes they have a slightly rolled rim. These are hefty pieces of glass and come in crystal, smoke and amberina. Unfortunately, these should actually be called "footed bowls" as this is how Imperial identifies them in their catalog pages! I'll continue to call them big comports! LOL!

There are three smaller sizes that are obviously larger than the well-defined Chesterfield sherbet. The larger one has a 4-inch base (Fig. 28). This usually comes in crystal and amberina. The next smaller size has a 3 3/4-inch base (Figs. 29 & 31). These can be slightly flared (not shown), with a rolled rim (Fig. 29) and we have a rare set that is cupped and crimped in smoke (Fig. 31). The smallest one has a 3 3/8-inch base (Fig. 30) and the only one I have of this size has a flattened top. This is definitely larger than the 3-inch diameter sherbet! For those who look over our stretch glass book, you may note that we refer to a #727 comport (page 89), but we now know that this is actually the cheese dish of a cheese and cracker set!

I know of only one piece of "Fancy Colonial" (#582 in

Imperial catalogs) with the stretch effect. This is figured in the stretch glass book (page 88) and I don't have a recent image of this piece.

Finally, Fig. 32 is a piece that some of us have identified as a potential Imperial piece, but the color is unique and is more like some of the U.S. Glass colors. There are few U.S. Catalog pages that have designs like what is found on this piece and the rays and band of circles in the bowl is more like other lines of Imperial. I know of two of these and both are an olive green color!



★
Sad News from the
Glass World



(News release from Fenton Art Glass Company)
FENTON ART GLASS TO CEASE TRADITIONAL
GLASS PRODUCTION AND SHIFT PRODUCT FOCUS
(Williamstown, W. Va., July 6, 2011).

The Fenton Art Glass Company announced today that it would wind down production of its collectible and giftware glass products. The company has faced financial challenges since its restructuring in 2007, and recent developments combined to force the shutdown of its traditional glassmaking business.

"The market for our pressed and blown glassware has diminished," company President George Fenton said. "We cannot sustain the overhead costs. Our employees have worked hard and efficiently, so this is a very sad day for us. Shortly, we will begin the process of shutting down our main furnace. Remaining employees will be finishing existing glassware from the company's inventory that will be available through the Fenton Gift Shop as well as the company's web site and Fenton dealers across the country."

As a part of winding down the traditional business, Fenton Art Glass is exploring the sales of one or more product lines.

"We know that our many customers and friends will have questions," Fenton said. "Our web site www.fentonartglass.com will be updated regularly beginning the week of July 11."



**Upcoming Fenton Auction and VIP Events:
Mark Your Calendars for November 12, 2011!**
from Millie Coty

THE AUCTION

When: Saturday, November 12, 2011
10 AM


Where: Randy Clark's Dexter City Auction Gallery
Dexter City, Ohio 45727

What: 400 lots of glass from the Fenton Factory
There's sure to be some Stretch!
(For further information, closer to the date, go to
<http://auctionzip.com>.)

FENTON VIP EVENTS

When: Saturday, November 12, 2011
Beginning at 5 PM

Where: Fenton Gift Shop
Williamstown, WV
(For further information, closer to the date, go to
www.fentonartglass.com.)



★
Postings and Emails
from Renée & Dave Shetlar
(reprinted with permission)

1. Posting on the Woodland Carnival Mailing List from Pat Lynch:

Dave, I am attaching a couple of pictures of a Fenton Guest Set that I picked up at a local auction last weekend. It is Celeste Blue with a Cobalt Blue handle. Fantastic color and iridescence! I can find no reference to this color either in your book or on your webpage. Is this, perhaps, a hard to find color in the set, or you just didn't photograph this color for one reason or the other? I would certainly appreciate any insight you might provide.



Dave's response:

Nice set! However, I had to admit that I've been lazy about getting an image of a nice Celeste Blue guest set! We have seen the Celeste Blue set with the cobalt handle and a much rarer one with a pearl handle. In our

opinion, the Persian Pearl (crystal), Velva Rose (pink), Topaz (vaseline), and Celeste Blue (there appears to be two tones of blue!) are the most commonly encountered colors with the Wistaria (sic) (purple) and Tangerine being the toughest to find (other than the Topaz Opal 'curtain optic' pieces). Most have cobalt handles though the Velva Rose pieces can have pink handles and some have crystal handles. I'll make it a point to get pictures of the Celeste Blue guest sets at our next convention to post on my web site.

2. Email from Lance Hildene:

Hi Dave, I haven't written you in a while. Hope this finds you well. I bought a piece on ebay. A Fenton bowl 550 unsigned . . . It is a rose bowl shape cupped in with a crimped edge. I was wondering if you know if this was a production piece or a one off. Your response is as always most welcome.



Renée's response:

What an interesting piece! Dave says he has seen this bowl with a rolled rim, but never flared, pulled up, crimped and cupped into a rose bowl. We do not think this would have been in their regular production. They could have made a group of them to test the "market," but likely too labor intensive to make many of them.

The only sure way to learn whether or not it was in the company's production is to contact Jim Measell, Fenton's Historian. If it was noted in their production records, he would be able to tell you.

Response to Lance from Jim Measell:

Our catalogs/price lists (we're not sure we have all of them) and production records are not much help here. The inventory from the 1920s is even less helpful, as we often see an item number followed by "asstd. colors" and no mention of the finish or crimp style. My general impression is that we did not make any of the 550 pieces as often as other, more popular items. The crimp is clearly a style of crimp that we used on other items, as there are several pictured in various books. I've seen this crimp on Jade Green pieces, too. I don't think it could be said that this 550 piece is a one-of-a-kind.

3. Stretch Glass Convention and New Finds

Dave's posting on the Woodsland Carnival Mailing List:

We held our annual Stretch Glass Society Convention last week in Marietta, OH, just before the Fenton clubs arrived. Our club display theme was comports and it was great seeing all the comports made by Diamond, Fenton, Imperial, Jeannette, Lancaster, Northwood and U.S. Glass! George Fenton dropped by to hear the discussion on Thursday afternoon on the club display.

After our banquet, Bill and Sharon Mizell discussed stretch glass and carnival glass crossovers using examples from their collection and from other glass on display. Quite a few pieces of stretch glass changed hands during our glass stampede (an organized chaos whereby members draw a number and enter the for-sale area in order). More glass changed hands after the stampede, after our silent auction, and when Burns' Auction sold a collection of stretch glass, then performed another glass auction where carnival, stretch and Fenton glass was sold. I got a personal tour with Dave Fetty of the tool room and mold room at the Fenton Factory. It was really strange not hearing the roar of the activities and skeleton maintenance crew present!!

We got about a dozen "needed" pieces, but on the way home we were delighted to find a set of six Imperial "Chesterfield" tumblers in marigold to match our pitcher. We had only been able to find the marigold handled mugs before and knew that there must be tumblers out there somewhere! We are sending a picture of the set now assembled.



Response from Dean & Diane Fry :

Hello Dave & Renée,

Perhaps since your main interest centers around stretch glass, you pay little attention to our educational site: www.carnivalglass101.com ? Our nearly 50 years of concentration on vintage carnival glass does include such items as candleholders, covered candy containers and the Imperial Chesterfield items.

While we have several colors posted in pitchers and single tumblers, your marigold water set shown on the www mailing list today is breathtaking! It is the first time we have seen a complete set with pitcher lid intact!! Would you sanction our use of that photo, or another you might want to send, placed in a coming Imperial segment?

We have been accumulating various designs/colors within the realm of covered candies for quite sometime. (We check a local auction house each week, and have been able to attain some nice container photos over time.) Would you approve use of some of your site drawings displaying the various designs of those candy containers? . . . We would most assuredly indicate where the drawings were taken from, using your names.

We would genuinely appreciate your help in these matters. Ours is strictly an educational site. Our site master lives in Washington State and has helped a gentleman in the U.S. Archives write the first known book on Indiana Glass.

Dean and I (Diane) instigated the San Diego C.G. Club in 1985, but it is no longer active, dismantling shortly after we moved back to the mid-west. We have written articles for all the major Club newsletters over the years and compiled the Butler Brother Reprints in the early '90s.

We look forward to hearing from you folks.

Dave's Response:

We have enjoyed your CG101 site and are very willing to help you however we can! I would be glad to have you use the marigold water set images and any other #600 line images that we have. I have quite a few images that I took at our Stretch Glass Society Convention last week where we displayed comports as the club theme. There was a nice grouping of the large to small #600 pieces with quite a few treatments. You can see some of the older images on our web site at:

<http://www.shetlarglass.com/stretchglass/SGCompanies/Imperial/IMPStretch/IMPStretch5.htm>

I'm attaching the original marigold water set image and another one showing a single tumbler with the pitcher. . . . I'll send you the line illustration files when I hear back from you.



“We’re All Pretty Iridized Glass Collectors.”

The Banquet Presentation by Bill and Sharon Mizell

SGS members Bill and Sharon Mizell presented Stretch Glass that *is of interest to Carnival collectors as well as Stretch Glass collectors.*



Northwood diamond optic vase and guest set

Per Bill’s introduction, they have been collecting both carnival and stretch glass “forever.” They started in the late 1960s, after Bill’s mother gave Sharon a carnival glass bowl in the Holly pattern that she had received for a wedding present, beginning their love affair with iridized glass. They attend many carnival glass shows, and noted that each event usually has “some good” stretch glass available. A third of the 300 candleholders shown at a recent International Carnival Glass Association seminar were stretch glass, probably since relatively few carnival glass candleholders were made. Bill concluded with the opinion that the dividing line between the worlds of carnival and stretch glass collecting is blurring, and that collectors of either type of glass fall into the category of “pretty iridized glass collectors.”

Sharon then spoke to the many particular examples of stretch glass that they know to be desirable to carnival collectors. She started with several examples of candleholders, explaining that cut ovals, double scroll, and cornucopia are particularly appealing because of their apparent “patterns.”



Fenton cut ovals candleholders

Fenton cornucopia candleholders



Imperial double scroll console set



Other stretch pieces with some perceived pattern in the glass mold are also valued by carnival collectors, including all Diamond “Adam’s Rib” pieces, Fenton dolphin, curtain optic, and ring optic items, Imperial “Chesterfield” items, Northwood diamond optic items, and all etched and wheel-cut pieces.

And, finally, there are certain categories of items which, like candleholders, are generally appealing to all “pretty iridized glass collectors.” These include punch cups, salts, nut cups, toothpicks, guest sets, tumble-ups, pitchers, and tumblers.



Diamond “Adams Rib” candy jar



Northwood diamond optic pitcher & tumbler set



Fenton ring optic vase

Fenton twin-dolphin diamond optic fan vase



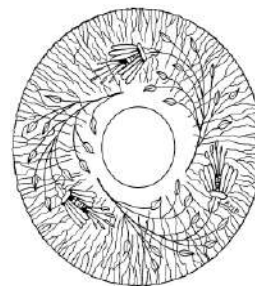
Fenton toothpick

Fenton wheel-cut tumbler



THE STRETCH GLASS SOCIETY

Minutes of the Annual Business Meeting
July 29, 2011, Marietta, Ohio



The Annual Business Meeting of The Stretch Glass Society was called to order by the President, Tim Cantrell, at 12:25 pm on Friday, July 29, 2011 at the Comfort Inn in Marietta, Ohio.

Tim Cantrell, our President, welcomed and thanked all who attended the 2011 Convention. Tim thanked Bill and Sharon Mizell for their presentation on Carnival glass collector's interest in Stretch Glass.

The minutes of the 2010 Annual Meeting had one suggested correction; the spelling of Shetler is Shetlar. A motion was made by Cal Hackeman to approve corrected minutes of the 2010 annual meeting. The motion was seconded by Jim Steinbach. The motion passed.

Stephanie Leonard presented the membership report. There were 101 members for the year 2010 and 91 members for 2011. The percentage of those who receive the Stretch Glass Newsletter by mail is 66% compared to those who receive it by email, which is 33%.

Jim Steinbach, the Treasurer, reported that as of July 27, 2011 the:

Checking Account Balance is	\$ 4,928.36
Savings Account Balance is	\$13, 217.54
Total Revenues.....	\$ 8,076.51
Total Expenses.....	\$ 5,836.16
Interest Income.....	\$25.00
Net Income.....	\$ 2,265.35

A motion was made Jan Reichling to accept the Treasurer's report. It was seconded by Cal Hackeman. There was no discussion. The motion passed.

Mike Getchius confirmed that the SGS's website address is: stretchglassociety.org

Tim Cantrell reported that the executive board recommended keeping the membership dues the same for Stretch Glass Society 2012. The dues for mailing the SGS are \$28.00 and email is \$18.00. A motion was made by Sharon Mizell to accept the board's recommendation for dues for 2012. Suzanne Simpson seconded the motion. The motion passed.

The 2012 Stretch Glass Convention site is Marietta, Ohio. The Society has a fixed price contract for three years starting with 2011 through 2013. Concerns were expressed regarding the cleanliness of the rooms, the air conditioning malfunctions and the service in the restaurant. Tim Cantrell will address these issues with the hotel and restaurant. It was suggested that we may want to have or banquet at another location. A motion was made by Suzanne Simpson to confirm the 2012 convention in Marietta, Ohio at the Comfort Inn. Roger Christensen seconded the motion. The motion passed. The 2012 convention dates for the SGS are July 25-27, 2012.

A discussion was led by Tim Cantrell regarding the SGS display for 2012. Concerns were expressed that the bulk of the glass has been and continues to be brought by a few. The executive board needs to address alternatives to our present process including the display itself, the organization, and responses from the members. Candlesticks, items not in the American Iridescent Stretch Glass book, plates, Northwood tree of life, and Imperial Jewels were suggested display themes for 2012.

Jim Steinbach, the Chairman of the Nominating Committee presented the following slate for election:

President, Tim Cantrell
Vice President – Open
Board of Directors – Roger Christensen
Board of Directors – Millie Coty

There were no further nominations. A motion was made by Cal Hackeman to close the nominations. The motion was seconded by Bill Mizell. There was no discussion. The motion passed. A motion to elect by acclamation was made by Cal Hackeman. The motion was seconded by Bill Mizell. The motion passed.

The audit committee led by Bill Mizell with Casey and Suzanne Simpson found the books to be current, with a 1 cent correction. A motion to accept the Audit report as presented was made by Mike Getchius. It was seconded by Roger Christensen. The motion passed.

Tim Cantrell announced that the Executive Board voted to award lifetime membership to Dave and Renee Shetlar.

Discussion regarding publicizing the SGS Society and Convention was addressed. The marquee at the hotel did not publicize the SGS convention this year. More trade, collectibles, and antique papers need to carry the news of our Society and convention as well as on-line, local clubs other clubs, and upcoming mega conventions. It was noted we are a well run organization, but need publicity every year. It also was noted that the board made a decision to cut back on publicity because there was not much return on investment. We need volunteers to address this issue.

A motion was made to adjourn the Annual Business Meeting by Renee Shetlar. It was seconded by Pam Steinbach. The motion passed. The meeting was adjourned at 1:05 pm.

Respectfully submitted, Jan Reichling

STRETCH GLASS SOCIETY EXECUTIVE BOARD

OFFICERS:

PRESIDENT: Tim Cantrell

VICE-PRESIDENT:

SECRETARY: Jan Reichling

TREASURER: Jim Steinbach



Tim, Stephanie, Cal, Lynda, Roger, Jan, Jim, Millie, Mike

DIRECTORS:

Roger Christensen

Cal Hackeman

Millie Coty

Lynda Randolph

Mike Getchius

NEWSLETTER EDITOR: Stephanie Bennett

Convention Raffle & Auctions: Win-Win Events

by Stephanie Bennett

I expect that everyone came home from Marietta with at least one prized addition to their collection. Without leaving the display room, you could buy from member sale tables, buy chances on 2 raffle items, bid on the 22 member donated and consigned items in the silent auction, and also bid on 10 new Fenton pieces, as well as many pieces of vintage stretch glass, in the live auction. Of course, many of us also got out to shop at the fairgrounds, the Fenton tent and gift shop, local antique malls, and an auction on Friday evening. So, shame on you if you went home empty handed.

The Society coffers also profited from some of the buying. We received a little more than \$530, a third of the proceeds, from the auctioned Fenton items. The raffle brought in \$350. And the Silent Auction netted just over \$500, half of which came from this anonymously donated Imperial Green Ice double scroll console set! Thanks to all donors, consignors and bidders.



Congratulations to all winners, especially to Augusta Keith, who proves that you don't have to be at the convention to be a raffle winner. But we hope you come and do your winning in person next year, Augusta!



WELCOME NEW (since last August) and RETURNING MEMBERS!

Doug Williams, New York
Robert Stock, Pennsylvania
Larry Duke, Tennessee
Nelson Heintzman, New York
Sarah Plummer, Wisconsin
Fred Ottoson, Ohio

2010 Member Directory

An updated member directory is being sent as a separate attachment to all of you who have provided the Stretch Glass Society with an email address.

Anyone who would like a paper copy sent to their home address via the U. S. mail, please contact:

Stephanie Bennett

xxxxxxx

xxxx

THE STRETCH GLASS SOCIETY

MEMBERSHIP FORM

Please print first and last names and place an "X" in the boxes to the right for each line of information that you **DO NOT** want published in the annual SGS Member Directory.

NAME(S): _____ ☐

STREET ADDRESS: _____ ☐

P.O. BOX: _____ CITY/STATE/ZIP: _____ ☐

E-MAIL/WEB SITE ADDRESS: _____ ☐

TELEPHONE: _____

Cut on dotted line & mail with your check to Stretch Glass Society Treasurer,

THE STRETCH GLASS SOCIETY is an organization of knowledgeable and enthusiastic collectors of iridescent stretch glass, a glassware unique to America. Members share information on the manufacturers, colors and shapes and join in the camaraderie gained through associations with other stretch glass enthusiasts. Membership benefits include:

- A quarterly newsletter complete with identification tips, drawings, color photos, stretch glass selling and buying section and dates/locations of various up-coming glass events. The newsletter is provided by email with the e-membership and in printed format via the USPS with the standard membership.
- An annual Convention, Show and Sale complete with stretch glass whimsy auction and raffle drawing.
- An SGS website with member privileges, a list of stretch glass reference books, and a Member Directory.

ANNUAL DUES for THE STRETCH GLASS SOCIETY are as follows:

- \$18 e-membership for U.S. and Canadian residents (individual and/or family)
- \$28 standard membership for U.S. residents (individual and/or family)
- \$30 (US dollars) standard membership for Canadian residents (individual and/or family)
- All memberships run from January 1 through December 31.
- All first year NEW memberships are prorated based on the quarter the new member joins. Those joining in the first quarter pay the full yearly membership: those joining in the 2nd quarter pay 75%, the 3rd quarter 50%, etc.

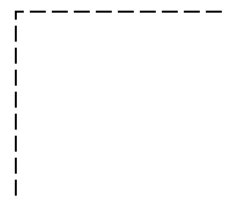
(Members, please pass this on to friends and fellow collectors who are interested in joining THE STRETCH GLASS SOCIETY.)

FOUNDED APRIL 21, 1974 IN DENVER, PENNSYLVANIA

THE STRETCH GLASS SOCIETY

QUARTERLY

<http://stretchglassociety.org>



First Class Mail

TO:

NOTICE: The SGS Quarterly newsletter distribution schedule is: FEBRUARY, MAY, AUGUST and NOVEMBER.