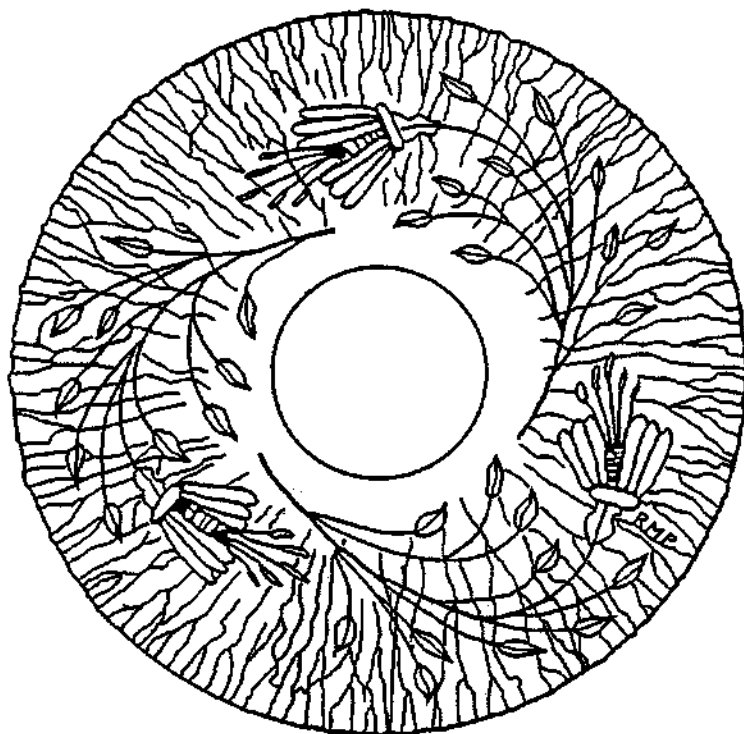


NEWSLETTER
VOLUME XX
NUMBER 2



FOUNDED • APRIL 21, 1974
DENVER • PENNA

STRETCH GLASS SOCIETY

October 1992

(Co-)PRESIDENTS' MESSAGE

Dear Members:

We are delighted (and a little surprised) at the positive response to our letter and articles in this year's first newsletter! We weren't sure what the other members might like to see.

We've also had numerous requests for our video of the 1992 Convention(s). After viewing the video, most have expressed regret at not being able to attend. I hope that this will serve as an additional incentive to attend our Conference this next spring in Marietta, OH.

The article 'The 1992 Convention Show(s)' generated some interesting comments from some new as well as old members. Many were surprised at the variety of colors described. The opaque black, pearl blue and salmon colors haven't been seen by many. We encourage you to attend our next convention or request the video and

"experience" these rare pieces. We find that our members often walk by these pieces at shows and in markets because they don't fit the normal "image" of stretch glass.

Speaking of that article, Dave wants to correct a mistake. It was Michael and Carol Jasman from Louisiana who brought their display of "everything blue", not the Cordell's.

Now, we would like to address some questions posed by our membership as well as pose some questions of our own.

First, no one commented about how we, as a society, could best serve our membership. However, most of our communications have included comments on how the newsletter needs to provide more technical information and less on "travel logs" or "where I bought this or that". Personally, we find the travel logs fun to read but we also lust for technical information. We propose several methods to provide more technical information.

John Madeley has reviewed most of the past issues of the Stretch Glass Society Newsletter and he has pointed out that there are numerous gems of information buried among the pages. He suggests that we review some of these former articles and update them with our current knowledge of makers and names. We've looked over some of these and we can also improve on most of the illustrations.

We are still on our quest for making line drawings of known stretch glass pieces. We have included the latest of the candle stick drawings and hope that this kind of information will help with your technical questions on who made what. We are still missing most of the Imperial and Lancaster candle stick lines. Perhaps we can illustrate these during the next convention.

We have now started illustrating the Northwood line (only 80-some pieces!) and hope to have most of these done by next spring. We have about half of the total line because we like to collect Northwood russet and opaque blue. We'll include a list of the rest needed so that you can possibly bring examples to the next convention for illustrating.

We need questions from you, our membership. Most questions can be answered by our collective expertise. However, as most of you know, we rely heavily on experts such as Berry Wiggins, James Measell and Frank Fenton for the more difficult questions. So send us a card or letter with your question. If you have a unique piece which needs to be identified,

try to send a picture or a drawing for us to view.

Second, we have had some of our membership point out that it is very difficult to attend our conference during the week. We attempted to address this problem at our last convention, but we were voting with members who did not have much of a problem with a conference during the week. We know that we have teachers, doctors, lawyers as well as mechanics, line workers, and home makers with children in school. Many of these simply can not take off during the week without making difficult arrangements. Though we can not change our meeting for this next year, **WE NEED FEED BACK ON YOUR WISHES.**

John Madeley is currently negotiating to find a suitable site in the Chicago area for the 1994 converage. He needs to know if we are going to keep our current format or change. We need to let him know our wishes within the next couple of months.

PLEASE - send a postcard or letter stating whether you: A. prefer the current format (Thursday and Friday), B. prefer a weekend format (Friday set up and Saturday Show and banquet), or C. don't have a preference.

We can see advantages to either format. The Thursday-Friday format allows for attending other shows and flea markets. The Friday-Saturday format allows for more participation and makes US the important show.

Let us know your wishes. Have fun making those stretch glass finds!

Renée and Dave Shetlar

Stretch Glass Society Officers

Co-Presidents: David & Renée Shetlar

Secy/Editor: Mildred Bicksler

Vice President: Martin Stozus

Treasurer: Augusta Keith

Board of Directors

John Miller (OH), Rose Schleede (NY), John Madeley (IL), and Barbara Sullivan (VA)

DUES: Eight Dollars (\$8.00) annually for each family - Payable to the Treasurer by April 1st.




Say good-bye to summer now;
Leaves are turning on the bough.

Grain has ripened in the field;
Orchards offer up their yield.

Gold and russet days are here
For the harvest of the year.

Edith Shaw Butler



There's something about
A crisp fall day
To remind us that God
Is planning His way
To take the warmth
And sunshine away
But leave autumn's glow
To brighten our way.

Sallie Bristow



Frost set the leaves to quaking;
Sap hurried to the roots;
And Autumn came out walking
In his golden boots.

June Masters Bacher

We have 7 new members since the Convention! Great! Please add to your membership list:

Clinton & Lucille Zolman



Thomas Steinle



Julia A. Young



Mr. & Mrs. Eldon Schroeder



Giulia L. Crispell



Dorothy D. Benjamin



David L. Middleton



Following are a couple letters received by our Co-Presidents, Dave and Renee Shetlar, and which they forwarded for printing in the Newsletter.

Dear David,

Thank you very much indeed for the video you recently sent to me of the 1992 Stretch Glass Society Convention in PA last Apr. and May. It was really a treat to see so much beautiful glass and to see the many styles, shapes and articles that Stretch Glass comes in.

It looks like all of you at the convention had a grand time. The hunting and finding certainly are fun, but maybe the sharing is the best part of all. Perhaps one of these years, my husband (not a collector but a very patient spouse) and I can join you at Convention time.

This coming weekend there is going to be an annual show and sale of glass in our area hosted by The South Day Depression Glass Society. Though most of it will be traditional depression glass and some pottery, there is always some Stretch Glass, and as you know, there is always the thrill of the hunt for the piece you didn't know you needed....and now you must have!

I'm enclosing the requested donation for the video (it's a bargain) and a small shot of an old glass cabinet showing a few favorites in my collection. Once again, thank you for your informative letter and for the video which allowed me to share the Convention with all of you.

Sincerely,
Elizabeth Kramer
[REDACTED], CA

- - - - -

Hi Renee and Dave,

It was great hearing from you and your letter came at the perfect time. When it arrived we were on our way to a big antique show. Handed out quite a few of the membership applications to those that are collectors of Stretch Glass. Also showed your drawings of the candlesticks and said that they would be included in the upcoming SGS Newsletters. Everyone wanted copies, but we told them to join SGS as this was your material.

They were also taken with your candlestick survey forms. As a suggestion, feel that the survey forms would be a way to gather research data and to somehow get the members to get into the act. Would like to see them as a tear-out in the newsletter and ask members to send them in as a survey of what is around and in what colors. They could put the price if they wanted to. We were quite surprised in talking with top West Coast Stretch Glass Collectors at what candlesticks they have and which they had never remembered seeing before. Some candlesticks that we thought were common, they didn't remember seeing. Your drawings are so much better than pictures because you see the definite lines and shapes. As a matter of fact, plan on taking some time and going through our glass to survey which condlestick we have in which colors. Please run with your candlestick ideas as they are wonderful.

(continued)

(Continued from Page 4)

Isn't it so frustrating to have to take care of the basics of life such as working for a living! Right now we are tied down with a fence that is disintegrating. It is totaling boring to work to put up a new fence, but so necessary. Our yard never seemed as large before except when pulling weeds! If you're an entomologist, you would love CA with medflies and whiteflies and everything else and then no budgets to fight the bugs. Our knowledge of bugs is limited to if it bites or not (we have the healthiest mosquitos that don't even sleep in the daytime!) No money to fight them and the spray might even kill the mosquitos. We are a block from a huge park with flowing streams, when we aren't having a draught, so we get all kinds of wild things in our yard. When working on the fence did see a red dragonfly (or at least it was shaped like one!). Very pretty. Lots of beautiful butterflies. A friend recently retired and was an entomologist so got him a huge homemade fly in a cage, the size of a small cat,--I thought he would hate the thing but he and his friends loved it!

What shape are your US Glass salmon candlesticks? They sound pretty. Russett and opaques in Stretch Glass are very hard to find. We are looking for the russett Concave Diamond water pitcher. Has one ever been seen? We have a tumbler.

Loved the tapes. There were so many beautiful pieces of Stretch Glass. That is what makes collecting so much fun. Enclosed is a check for \$8.00 which includes shipping. Thank you so much.

Kitty and Russell Umbraco
[REDACTED], CA

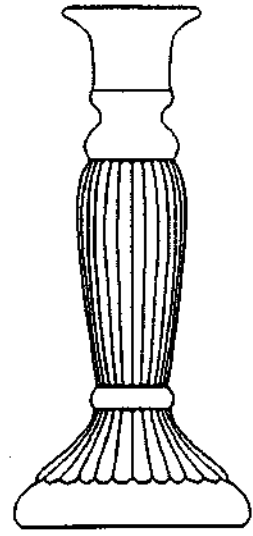
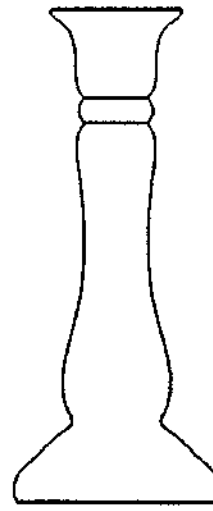
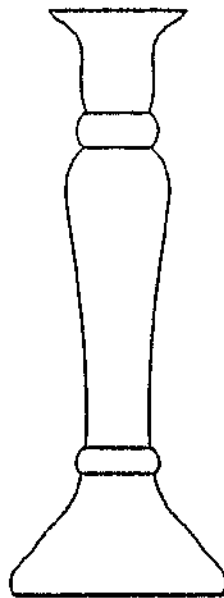
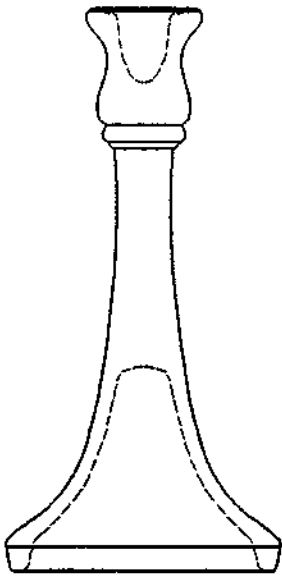
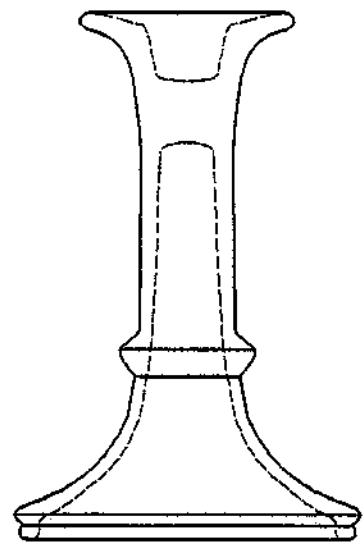
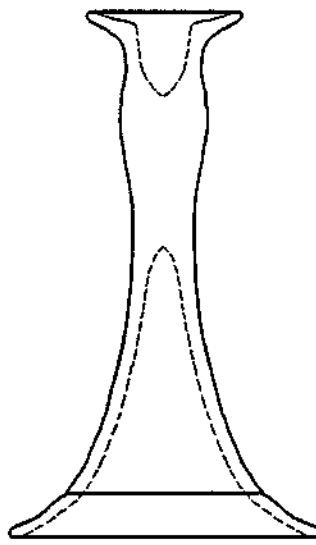
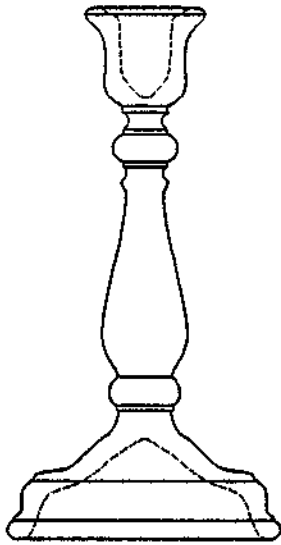
It's interesting to hear from our members and for those of you who may not know, Dave Shettlar is an entomologist, therefore Russell's reference to an entomologist, knowing how much Dave would appreciate his comments.

Dave sent the following note:

"Renee and I have been marginally successful in finding Stretch over the last months. We found nothing in OK and little in ARK, TN, and KY. Our best find was a pair of U.S. candlesticks in opaque salmon! We found these in Kansas City, of all places. We also found a shaving mug, in vaseline, this last weekend in MI. We've never seen anything like it before. It has the look of US Glass. It'll be fun trying to find out who the maker is!"

The next couple pages are Dave's drawings and descriptions of various candlesticks.

Diamond Glass Co. Candlesticks



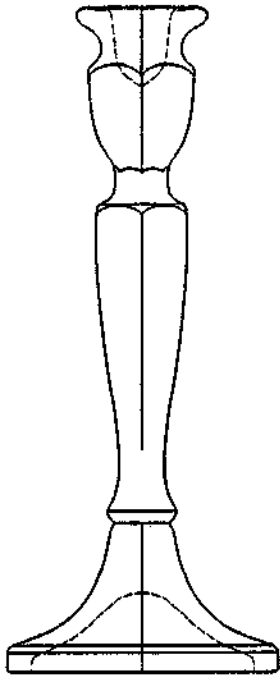
10" Stick/Vase

7.25" Stick/Vase

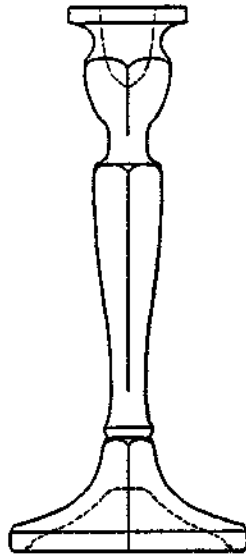
8" Stick/Vase



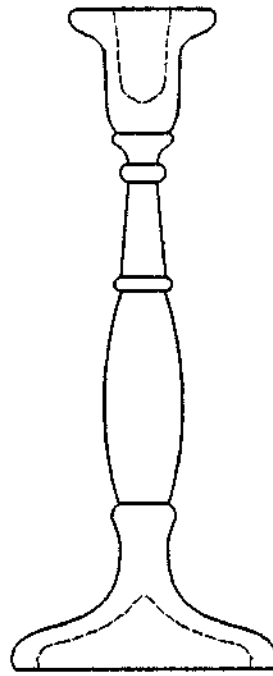
Fenton Candlesticks



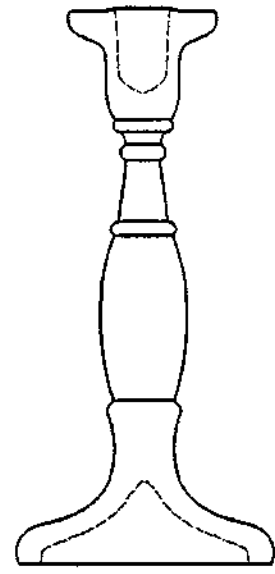
#349



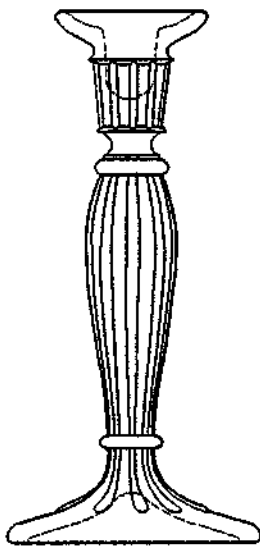
#449



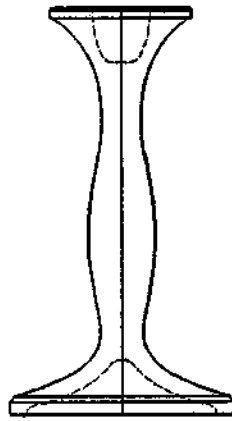
#649



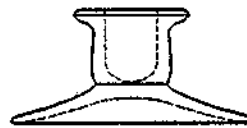
#549



#232



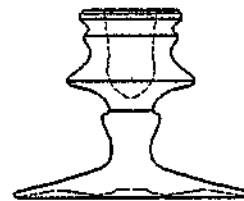
#249




#314



#315



#316 Late



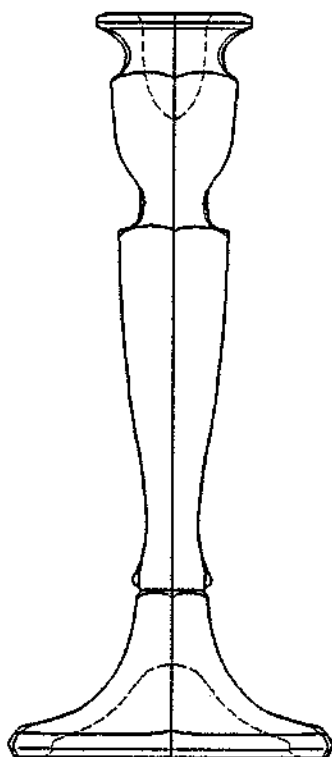
#316 Early



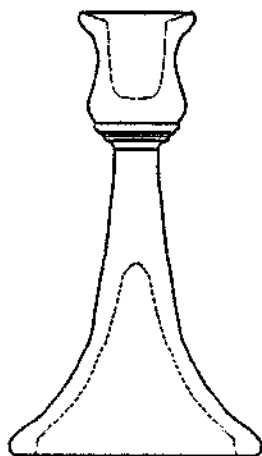
#318



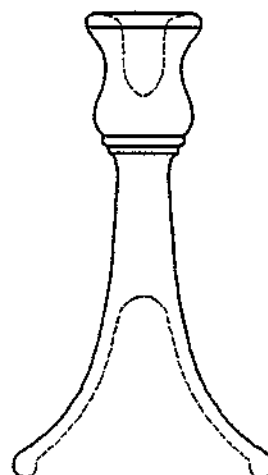
Miscellaneous Candlesticks




Vineland Glass - 10"



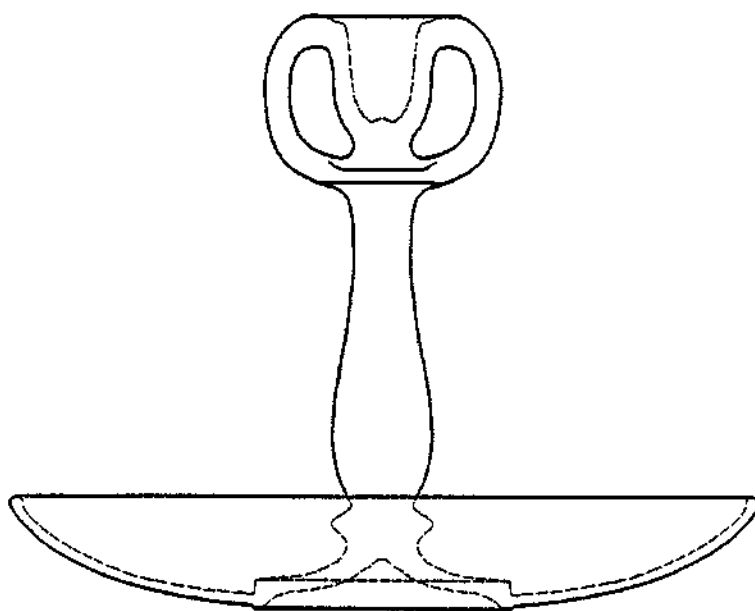
Vineland Glass



Central Glass

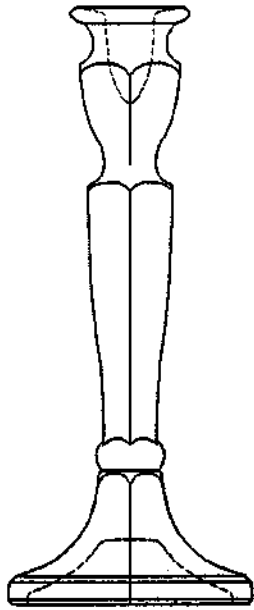


Imperial Glass - Scroll

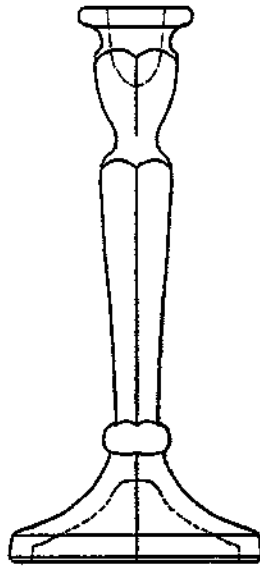


Imperial Glass - Bowl/Stick

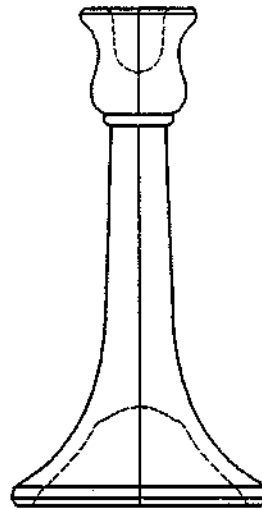
Northwood Candlesticks



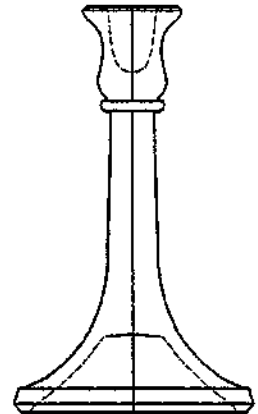
#696



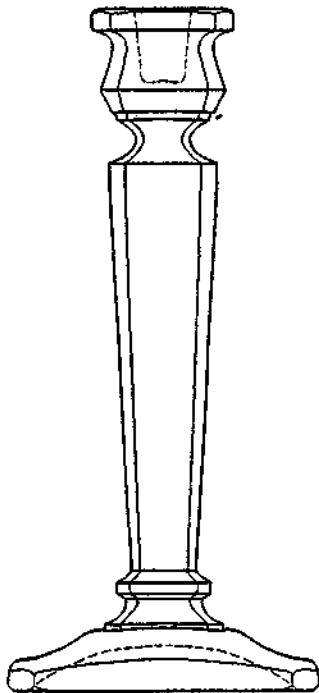
#695



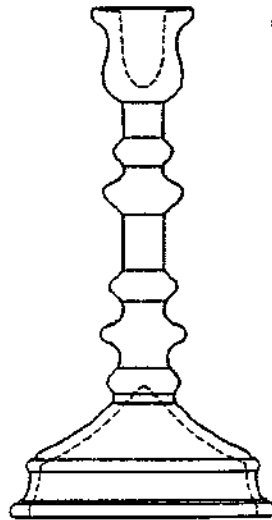
#657



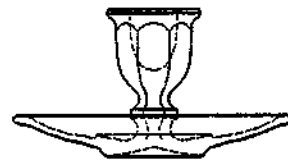
#658



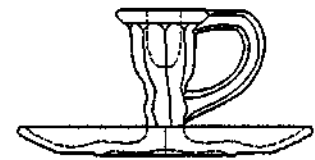
#651



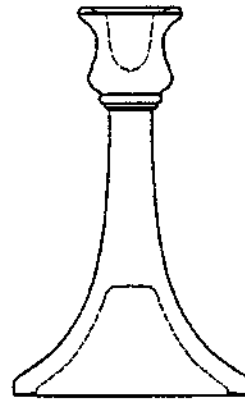
#708



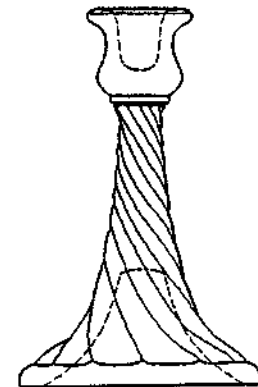
#676



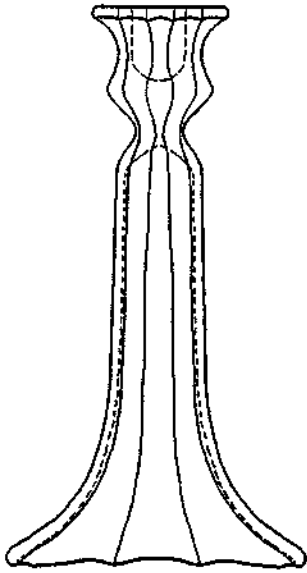
#675



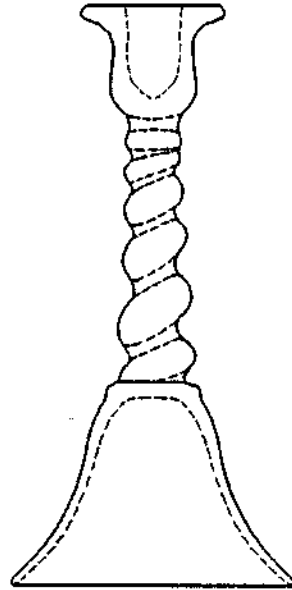
#719



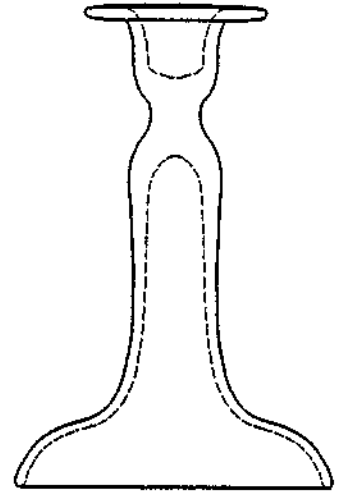
U.S. Glass Candlesticks



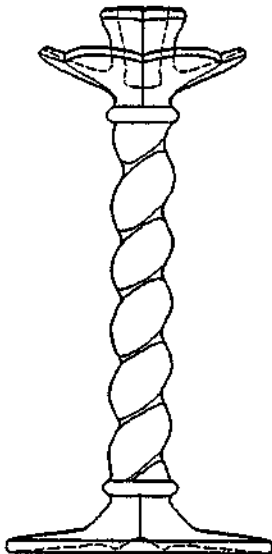
U.S. Glass - Chatham



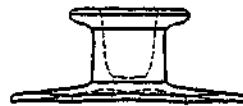
U.S. Glass - Twist



U.S. Glass



U.S. Glass - Twist



U.S. Glass #94

At this time we must make mention of DUES. The Treasurer advises that some have not paid for 1992-93 which were due in April. So at this point in your newsletter if there is a small ORANGE STICKER, PLEASE check your membership card. If it doesn't show 1993 you are delinquent. We do feel this is an oversight on your part and we value your membership but because of expenses involved we will be forced to drop you from our active roll and this will be your last Newsletter. Won't you check yourself on this and mail your dues. Thank you.

Our Fall and Christmas Holidays are fast approaching and since this is the last Newsletter until the new year, I would like to say that Wes and I want to wish all of you Happy Holidays and a Healthy and Happy New Year.

Sincerely,

Mildred

The Joy of Giving

Somehow, not only for Christmas
But all the long year through.
The joy that you give to others
Is the joy that comes back to you;
And the more you spend in blessing
The poor and lonely and sad,
The more of your heart's possessing
Returns to make you glad.

John Greenleaf Whittier

IRIDESCENT STRETCH GLASS

Kitty & Russell Umbraco

64 Pages showing over 200 pieces
in full color with text and
price guide supplement...\$9.00
Postpaid.

Order from Kitty Umbraco



California residents-add 7%
for sales tax.

Mildred Bicksler - Editor
Stretch Glass Society



First Class Mail
.....

