

Happy Independence Day!

FOUNDED APRIL 21, 1974 IN DENVER, PENNA

STRETCH GLASS SOCIETY

Message from Co-Secretary/
Newsletter Editors
Dave & Renée Shetlar

NEWSLETTER

JULY, 2001

Dear Members:

Hello to everyone! The July issue of *The SGS Newsletter* is always one of the largest and most important issues of any that you receive. It is packed with information about the convention (and what great things some of you missed!) and with all of the important changes that were made during the Business Meeting. This year many changes were made in our Constitution and By-laws that will be affecting each of you so, please pay close attention to this July issue, you won't want to be caught off guard during this next year!

First, we want to announce that we have a *President for the Society* (drum roll please)..... Jan Reichling has graciously volunteered!! She will be completing the current term (in addition to her other duties as Director of News & Technical Information) mainly in order to expedite the application process to the IRS for a tax exempt status for the Society. (See our new president's letter elsewhere in this issue).

Second, Helen Jones and Joanne Rodgers were elected to another term in their respective Board seats as Director of Advertising and Promotion and Director of Conventions and Shows. Next year all officers and three Board Members will be up for renomination and it will be the last term that these officers will be permitted to serve in those seats. So, all members need to consider, at least, a one-term stint as an officer or board member come 2003! You certainly can't say we aren't giving you ample time to think about it!

Third, the Board has decided to continue the "Message to Members" format established last year by having different Officers and Board members write the introductory comments. It kind of gives everyone a fresh perspective on who we are and what our tasks are. This year, as you can see, we begin with us—the Shetlar's. In October, Jan Reichling will be addressing you; January will bring you Helen Jones and/or Jim Steinbach; and for April's issue, Bebe Geisler will take another turn.

Fourth, since approximately $\frac{2}{3}$ ^{nds} of SGS members never get a chance to attend the annual convention, we'll be using this issue's color page for some photo highlights of this year's gathering. While looking at these photos and reading the report, consider the fact that our convention is the only time that our members have an opportunity to:

- x see **hundreds** of pieces of stretch glass that they may never see anywhere else,
- x *learn* how to identify their stretch glass' makers,
- x *be given* ideas and tools for keeping an inventory of their collections,
- x *bid* at auction on other members' stretch and new pieces created especially for the SGS by The Fenton Art Glass Company,
- x *meet and develop* long-lasting friendships with others who share our interest in collecting, buying, trading, selling and learning about this amazing handmade glassware of the early depression years—this glass we have come to know as stretch glass.

Renée and Dave Shetlar

© Copyright, 2001 – The Stretch Glass Society. All rights reserved. No material may be reproduced, in whole or in part, in any form whatsoever without written permission of the Board of Directors.

STRETCH GLASS SOCIETY OFFICERS

PRESIDENT: Janet Reichling
[REDACTED]
CO-SECRETARY/EDITORS: Renée & Dave Shetlar
[REDACTED]

VICE-PRESIDENT: Bebe Geisler
[REDACTED]
CO-TREASURERS: Nancy & Phillip Waln
[REDACTED]

Executive Board

ADVERTISING/PROMOTION: Helen Jones, VA/2003

CONVENTION/SHOWS: Joanne Rodgers, OH/2003

HISTORICAL INFORMATION: Arna Simpson, MD/2002

NEWS/TECHNICAL INFORMATION: Janet Reichling, IL/2002

WAYS AND MEANS: Jim Steinbach, OH/2002

TABLE OF CONTENTS

Message to Members, by Renée and Dave Shetlar	1
Table of Contents	2
Announcements	3
From the President's Desk, by Jan Reichling	4
Important Membership Changes Ahead, by Renée Shetlar	4
2001 Convention Highlights, by Renée Shetlar	5
Montage of Convention Photos, by Renée and Dave Shetlar	6
Newcomer's Letter, by Lynne Edgerly	7
More Convention 2001 Pictures	8
Winners All!, by Jim Steinbach and Fred Geisler	9
Features of Handmade Glass, by Jan Reichling	11
What's In Your Collection? Record Keeping Made Easy, by Jan Reichling	11
Insurance for My Stretch Glass Collection?, by Jan Reichling	12
Q & A from the Web, by Renée and Dave Shetlar	12
In the Limelight!, assembled by Renée Shetlar	13
Seekers/Sellers	14

ENCLOSURES

1. 2001 Annual Business Meeting Minutes
2. The Stretch Glass Society Constitution and By-laws, Revised for 2001-2002

3. Summer 2001 Member Directory
4. List of Features, by Howard Seuffer
5. Sample Inventory Sheets

SGS WEB SITE

<http://members.aol.com/stretchgl/>

The Stretch Glass Society Presentation Packet

- ▶ Video (VHS) showing three years of SGS stretch glass production at the Fenton Art Glass Company
- ▶ Self-explanatory 35mm slides showing the process of making stretch glass and "word" slides on specific points
- ▶ Copy of *American Iridescent Stretch Glass* to use as support if you do not have one
- ▶ Copy of the *Dolphin Photo Album* from the 1996 Convention Club display
- ▶ Copy of *Talk Tips* to help you organize your talk

Contact Jan Reichling for details on borrowing these materials FREE for your next glass talk!

Email: [REDACTED]

Phone: [REDACTED]

Annual Membership Rates – \$22 Continental United States, US\$24 Canada

Contact Bebe Geisler or Phil and Nancy Wain for prorated NEW member rates.

**Past SGS Newsletters available to Current Members for purchase –
US\$3 each, plus postage**

Contact Renée and Dave Shettlar for purchase details and order form.

Past SGS Souvenirs available to Current Members for purchase –

1st Quality 1996 Cobalt Blue Dolphin Handle Square Vase – \$49 each

2nd Quality 1996 Cobalt Blue Dolphin Handle Square Vase – \$36 each

2nd Quality 1999 Violet Flared Tulip Bowl – \$36 each

1st Quality 2000 Red Flared Rib Optic Comport – \$47 each

1st Quality 2001 Aquamarine Dolphin Handle Vase – \$46 each

Prices listed are in US dollars. Canadian members must add US\$10.50 per piece for international postage. For additional information and order form, contact Jim Steinbach.

ANNOUNCEMENTS



NEW MEMBERS:

Steve Brisbane,
Debbie Cunningham,
Richard & Barbara Kish,
Michelle Kuntz,
Chris & Deb Matheny,
Jon McVicker,
Frank Sereno,
Judith A. Sidler,
Dennis & Lynda
Dorothy Wiens,

Welcome All! We hope that you will each take some time to get in touch and "talk stretch glass" with the other members in your respective areas!

ANTIQUE MALL DIRECTORY

We know that many of you will be doing a little traveling this summer (though perhaps not as much now that the gas prices are outrageous) so, here is the address again for the mall directory we included in an earlier issue:

**FDS Antiques, Inc.
P.O. Box 188
Higginsport, OH 45131**

**Phone: 937-375-4395
Email: FDSINC@BRIGHT.NET
Web Page: www.antiquemallsusa.com**

FLEA MARKETS GUIDE

THE GREAT AMERICAN FLEA MARKET DIRECTORY


Includes all the major Flea Markets, Swap Meets, Farmers Markets and Trade Days in all 50 states, the District of Columbia and Canada. Complete information about the markets—days open, merchandise mix, attendance, number of dealers, location, directions, and phone number:

**Jim Goodridge
Arnold, MO 63010**

**Phone: 636-296-0989
Email: fleamktusa@aol.com**

<http://members.aol.com/fleamktusa>

FROM THE PRESIDENT'S DESK --



Hello to All:

My thanks to all of you who have renewed your membership with the SGS. I have accepted the Presidency for this year and want to explain my position on the value of the Stretch Glass Society. As most of you know, without keeping membership growing any club will struggle, and keeping members in any club is a challenge. I am somewhere around the lucky 7-year mark with the SGS and keeping things in perspective, I have seen the SGS grow and change. Some of you attend convention and some of you don't. Those of you that do, it is wonderful meeting all of you and sharing new experiences. For those of you that don't attend convention, or get together in other ways,

the only means we have of interfacing with you is the SGS Newsletter or by e-mail. The Newsletter is your link to us and our link to you! Do you perceive value in each Newsletter? If you don't, you won't be back and if you do, you will be back. Interest in stretch glass is apparent! Our first stretch glass member-to-member auction and second whimsey auction at convention were great successes! Even eBay has helped expose stretch glass to a larger audience with SGS offerings.

The responsibility of an informative newsletter belongs to all of us. Most of us belong to other organizations and I feel we have a wonderful Newsletter. Let us know what you would like. Enjoy!

What do we offer to you?

- ◆ Four newsy, interesting, informative newsletters and a convention packet.
- ◆ An annual informative convention – with buying, selling, trading, learning and friendships.
- ◆ An annual souvenir stretch glass piece.
- ◆ A whimsey raffle drawing – an opportunity to support the club and win a piece of stretch glass.
- ◆ A whimsey auction – a variety of shapes and styles of stretch glass up for auction.
- ◆ A member consignment stretch glass auction – some really wonderful and unusual pieces of stretch glass.
- ◆ Free advertising of your "wants" and "for sale" stretch glass items.
- ◆ A web site – we encourage questions.
- ◆ Historical scrapbooks.....a look into our past.
- ◆ A reference list – the books that can help you in identifying stretch glass.
- ◆ Membership directory....contact those in your area or on your route when traveling.

In this, and the next three newsletters, we will have members of our Executive Board write the Members' Message. Doing so allows voicing of different perspectives from across the US. I will keep you abreast of the SGS organization.

Happy stretch glass hunting!

Jan Reichling, President SGS 2001-2002

IMPORTANT MEMBERSHIP CHANGES AHEAD!!

By Renée Shetlar

Make notations on your calendars, put your *Post-Its* everywhere you'll see them, check your clocks and your watches, you will *NOT* want to forget or miss these major changes in the SGS membership calendar year!



Effective immediately, the Society has changed its membership calendar year from April 1st to January 1st. What this means is that all membership renewals will now be due on January 1st of each year.

Your renewal statement will be enclosed with your October SGS newsletter which will also include an addressed envelope. You will have to affix the postage, however. Then, all you have to do is send it out with your other bills for November or December, or with your holiday greeting cards! Piece of Cake!

Now, you're probably grumbling that you're already paid up for 2002! Well the officers and members of the Board wrestled with that one, too, until we decided to prorate all current members to account for the dues paid through March 31st of 2002. **Therefore, any member who**

It will be important for your dues to reach the Co-Treasurers by January 1, 2002 in order to receive the January issue of the SGS Newsletter!



is currently paid-up, will receive a renewal statement with their October 2001 newsletter that shows a prorated amount of \$16.50 continental US and \$18 Canada (or 3/4th of the year-April through December 2002).

All new members joining from here on out, will have their dues prorated. If a new member sends the full dues amount in advance, the proration will be credited to the following renewal year and be reflected in the renewal statement.

Please review the revised copy of *The Stretch Glass Society Constitution and By-laws* included with this newsletter. "Article VI - Dues" has the specific regulations that govern these new policies. If you have questions about these changes, please contact Bebe Geisler, V-P, Membership Coordinator at:

Address:

Phone:

Email:

!!!!!!!!!!!!!!!!!!!!!!!!!!!!

CONVENTION HIGHLIGHTS

by Renée Shetlar

Memories of the recent convention are slowly fading as we recuperate from the planning, packing, meeting and staying up late visiting with long-time friends and new acquaintances. But each occasion that we have with our fellow stretch glass friends brings us closer together as a group.

Not only does the activity of participating in convention allow us all to be exposed to stretch that we may not ever have the opportunity to see in any other venue, but we each learn from one another by sharing our knowledge of the glass and it's makers, by telling something of our histories of how we became interested in collecting stretch or by the stories of "the one that got away". Some of the members have been stretch collectors for many, many years, some came to the group as the second generation of stretch collectors and some started with the SGS as brand new collectors.

For whatever reason we begin collecting stretch glass, we all seem to benefit from the comradery of being together in one location. If you weren't able to attend this year's convention, here are a few highlights.

► WEDNESDAY: *Early-Bird Stampede Set-Up and Early-Bird Reception!* -

What a delight for those of us selling and buying, we have access to the room *before* the "only buyers" and we get a chance to map out our strategies before the doors open the next morning at 10AM! And, the Early-Bird Reception was magnificent! The table was set buffet-style complete with Topaz and Florentine Green stretch glass serving pieces and plates, bakelite flatware and coordinating, brightly colored 1940's tablecloths and a large stretch vase full of bright yellow, silk tulips! We could have gotten by without eating dinner, too; offered was a spread of marinated Greek olives, two types of humus dip, cheeses, honeydew melon wrapped with prosciutto, hot artichoke/spinach dip (NOT served in

stretch!), fresh strawberries, various types of cookies and, to wash it all down, a selection of wines, beers and soft drinks.....what fun!

► THURSDAY: *The Stampede, Displays Set-Up, Seminars on Insuring Your Collection and How To Inventory Your Collection, Free-Time for Shopping, Dave's Glass ID Session AND, the official Welcome Reception!* -

We finally got a Tangerine Mayo and ladle! I only had to hurdle two tables and three people to do it! No, actually, we were all pretty civilized-though obviously, the key is to be at the head of the line which began forming about 9AM. After the dust settled, those of us who had glass for display began putting those together. Speaking of display-the pictures included here definitely do not do the Club Display justice. Helen Jones (minus her hubby, Bob) tackled the massive job of setting up the display shelves and setting out all the glass that members had contributed. On one side was all of the crystal stretch and on the other was the purple. What a variety of shapes and variations of color! The seminars were very helpful for those of us whose collection is getting to be sizeable. Joanne Rodgers provided information that she had gathered on one company that offers an exceptional insurance product for glass collections (see more elsewhere in this issue). The second seminar on inventorying was pretty enlightening, too. We learned that some of the members keep their collection inventoried in data bases, some record information by hand-writing on tablets, and still others, haven't gotten so far as to keep any written or recorded inventories at all! Well, Jan Reichling, as part of her News & Technical Information duties, is working on a future article with information about the need to keep inventories and how to go about doing it. She'll even have a handout to offer (see her summary in this issue). The ID session, as usual, was beneficial to all since it always serves to help us remember the tips for what to look at in making identifications. The Welcome Reception - well, I didn't think the first one could be outdone, but it was! But, the best part was that there were *even more members* present to share it with us!

► FRIDAY: *Shopping/Sight-Seeing Spree, Club Display Review, Banquet with, always entertaining, Howard Seuffer as the guest speaker and the Whimsey Raffle!* -

Everyone seemed to enjoy the ample time allowed for sight-seeing and shopping, so we'll likely continue that element rather than try to coordinate too many "planned" outings for future conventions. The Display Review is always popular for us, exposing us to pieces that are very scarce and some even one-of-a-kinds. This was Howard Seuffer's second invitation to speak to the SGS group and he came through once again to provide not only an informational and useful talk, but a most entertaining one as well.



UPPER LEFT TO RIGHT:
 1-Millie Coty, Walter Spung
 & Bebe Geisler; 2-Group;
 3-Imperial #72 flower pot
 (display); 4-Crystal Display;
 5-Steve Schleede with
 Purple Display; 6-Early-
 Bird Reception; 7-Joanne
 Rodgers' seminar on
 "Insuring Your Collection";
 8-Augusta Keith deciding
 on a piece from Joanne &
 Tom Vickroy's sales table;
 9-"The Three Musketeers":
 Pam Steinbach, Jan
 Reichling & Jim Steinbach;
 10-LeVay amethyst pitcher
 & tumbler set sold at the
 Member-to-Member
 Auction.

NEWCOMER'S LETTER

by Lynne Edgerly

At last we were under way by car from Albuquerque, NM to Ohio for our first SGS Convention! Many thoughts raced through my mind as we neared our destination: How large would the convention be? What was the age spread of the participants--were they a bunch of retired old fogies (after all, it was scheduled for Thursday and Friday and ending at noon Saturday, not exactly a working person's schedule)? How much stretch glass would be for sale? What would turn up at the auctions? What would be available in the area (according to our AAA travel book, Belville was a whopping 1600 population)?

We arrived Wednesday--10 minutes *after* the first welcome reception (oops--Ohio's in the *Eastern* time zone!), but we were immediately welcomed by a group of friendly folks, including Bebe Geisler, Renée Shetlar and Jan Reichling. The room was abuzz with conversation & setting up for sales Thursday morning.


Thursday morning we found out why it's called the Sales *Stampede*--people were waiting in line the full length of the outer hallway waiting for it to open. A great variety of tantalizing items were available, most were reasonably priced. Feeling like a kid in a candy shop, I finally settled on a pair of Fenton #314 wisteria candlesticks.



L-R: Joanne Rodgers, Helen Jones and Bill Mizell (think the others are visitors)

The display of white & purple glass was stunning; I was happy to meet Helen Jones, with whom I had corresponded on pieces she needed for me to bring. What an outstanding job that lady did on tucking in some last-minute contributions!

The second reception was a hum-dinger--we were served on stretch glass plates and most of the food was served from the appropriate stretch glass container; they even rounded up some bakelite-handled flatware. This group really knows how to throw a party! Friendly conversations abounded. We got to chat with the legendary Bill Crowl, a fountain of knowledge on a multitude of collectibles



L-R: Bebe Geisler, Fred Simpson (back), Jan Reichling, Lynne Edgerly, Pam and Jim Steinbach (backs), George Edgerly and Fred Geisler during the Welcome Reception.

(including stretch glass), who also has interesting philosophies on many broader subjects. Fred and Bebe, Jan Reichling, Dave and Renée, Stephanie Leonard, Joanne Rodgers, Ramona and Eldon Schroeder, Jim and Pam Steinbach, Steve Brisbine (our newest member) and many others. Having corresponded and purchased from some of them, I felt like I was attending a masked ball and the correspondents were even friendlier than on the Internet.

The discussion sessions were very rewarding; I found out what several pieces of questionable glass were, came away with several ideas for inventorying my collection and an inexpensive source for insuring it.

The banquet speaker was outstanding. Howard Seuffer's presentation was instructive, animated and just plain fun--he drafted several members to try handling "hot" glass with various tools--to demonstrate the difficulty and talent required for its successful manufacture.

The Saturday morning business meeting was productive; the whimsy auction generated some spirited bidding; the consignment auction--Fred Geisler's brainchild--was exciting, and darned if I didn't end up with an emerald green Northwood bowl and a gorgeous vase.

Then it was time to pack up, say "goodbye--see you next year", and check out of the motel. Fortunately, we were able to attend Shetlar's open house that afternoon, which was delightful, as well as an eye-opener on how stretch glass can be displayed. All good things must come to an end, and in retrospect, I valued the association with the members the most, then the educational aspects, and finally the "finds". If you haven't been to a convention, you are missing a great part of being a stretch glass collector and Society member, so plan to go to the next one in Wheeling, West Virginia. See you next year!

**2002 Convention Theme --
"NORTHWOOD, A HUNDRED YEAR
CELEBRATION"**

Look for 2002 Convention information in the October issue of The Stretch Glass Newsletter. As always, if you would like to help out, please contact Joanne Rodgers at [REDACTED]



Howard Seuffer, retired Quality Control Manager, Fenton Art Glass Company, giving discussion on "features" found in hand made glass.



L-R: Debbie Schlee, Jan Reichling and Howard Seuffer. Howard is testing Jan's skill at opening the snap. To see if she used the snap correctly, Howard turned it up-side-down! Whew, the vase stayed in the snap!

"Debbie! You have too little glass in your gather; now you have too much; you rotated too quickly; too slowly! No, you have to do it again!" That rod is HEAVY!



L-R foreground: Les & Roxanne Rowe, Arna & Fred Simpson



L-R foreground: Fred Simpson, Elden & Juanita Bicksler



L-R: Cheryl Senkar, Joanne & Tom Vickroy, Lynne & George Edgerly



L-R: Steve Brisbane, Bill Crowl, Kirk Glauser, & Gary Senkar (partially hidden)



Pam & Jim Steinbach, happy high-bidders for the Frank Fenton 85th Birthday Commemorative Plate in ruby stretch!

Continued from page 5--

• **SATURDAY: Annual Business Meeting and Elections, Member-to-Member and Whimsey Auction -**

This may have been one of our most productive business meetings in recent years....accomplished a lot and heard from some of our new members in attendance. It was so good to get fresh perspectives!! Be sure to look over the Minutes from the meeting to see what was discussed and voted on. Our auctioneer extraordinaire--Jim Steinbach--along with his "runners" --Fred Geisler and Dave Shetlar, his recording assistants--Pam Steinbach and Bebe Geisler--the fifteen whimseys and some twenty-two member consignments went in record time. Everyone had a wonderful time as bidding became more and more

intense. But all-in-all, most came away with the items they were after--well, okay, maybe someone with the initials--G.S.--didn't, but maybe next year! Look over the next pages for the results.

WINNERS ALL!

2001 WHIMSEY AUCTION RESULTS

by Jim Steinbach

The Convention Whimsey Auction was a great success. The bidding was spirited and a good time was had by all. This auction grossed **\$1,965.00** for The Society. See the table below for the results of the Convention Whimsey Auction:



ITEM #	DESCRIPTION	HIGH BID	HIGH BIDDER
#1	Violet flared and cupped tulip bowl	\$ 50.00	David & Joanne Rodgers
#2	Violet basket	\$ 65.00	Helen Jones
#3	Violet deep tulip bowl	\$ 65.00	Bill Crowl
#4	Violet flip tulip bowl	\$ 50.00	Dave & Renee Shetlar
#5	Violet pinched tulip bowl decorated by Jenni Cunningham	\$130.00	Jan Reichling
#6	Red swung vase	\$100.00	Gary & Cheryl Senkar
#7	Red fine crimp ribbed comport	\$ 80.00	Mike & Jenny Boyer
#8	Red 6 point crimp ribbed comport	\$ 60.00	Bill Crowl
#9	Red pinched and flared ribbed comport	\$105.00	Mike & Jenny Boyer
#10	Red ribbed basket	\$200.00	David & Joanne Rodgers
#11	Pink Chiffon opaque opalescent oval twin dolphin comport	\$110.00	Jim & Pam Steinbach
#12	Aquamarine oval twin dolphin comport w/ pink chiffon crest	\$130.00	David & Joanne Rodgers
#13	Aquamarine square twin dolphin comport	\$55.00	Fred & Bebe Geisler
#14	Aquamarine round twin dolphin comport	\$115.00	Jim & Pam Steinbach
#15	Red Stretch Frank M. Fenton 85 th birthday Holly plate*	\$650.00	Jim & Pam Steinbach

2001 RAFFLE RESULTS

The Pink Chiffon Oval Comport (Raffle A) was won by Millie Coty and Walt Spung. The Red Double Twist Jack-In-The-Pulpit (Raffle B) was won by Steve and Debbie Schleede. CONGRATULATIONS TO BOTH COUPLES!!

2001 MEMBER-TO-MEMBER AUCTION RESULTS

by Fred Geisler

What a way to kick off a new project! The auction was very successful from the viewpoint of both buyers and sellers. If you missed the convention, you missed out on a lot of fun!! Next year we'll try to make it better by having even more items up for auction.

This year 22 items were consigned by 7 consignors and in a little over an hour, the items sold for a grand total of \$3,100. Commissions of \$297.50 went to the Stretch Glass Society. The most expensive item was a 12" Imperial red, wide-panel plate which sold for \$375.00. The most spirited auction item, though, was a Fenton blue, puff jar which sold for \$275.00. The best buy of the morning was a U. S. Glass green bowl that ended at \$35.00.

Jim Steinbach was the head auctioneer assisted by Dave Shetlar and I. Pam Steinbach recorded the sales and collected the payments and voila!--everything balanced perfectly!! (thanks Pam!) Checks to the consignors were mailed within two weeks.

Next year, items to be consigned will be accepted during the entire convention including up until time for the auction to begin; that way, everyone will have time to view all items.

Bebe and I are looking forward to seeing all of the familiar faces at next year's auction and hopefully lots of

new ones as well. It was great seeing everyone, and it was especially nice meeting all of the new members and first

time attendees.

The sales recorded were as follows.....

ITEM #	DESCRIPTION	HIGH BID	HIGH BIDDER
DRS#3	Pearl Ruby bowl, 10", signed with old Imperial mark	\$ 80.00	Bill Crowl
DRS#5	Light Cobalt Blue bowl, Vineland	\$ 55.00	Joanne Rodgers
FG#4	Topaz Candy Jar, 3/4-lb, Fenton	\$ 60.00	Augusta Keith
AK#1	Purple Pomona Plate, 8", US Glass	\$ 60.00	Joanne Vickroy
AK#	Pearl Blue Vase, 8", US Glass (not iridized)	\$ 50.00	Steve Schleede
DRS#1	Egyptian Lustre bowl, cupped, Diamond	\$ 90.00	Bebe Geisler
FG#5	Red wide panel plate, 8", Imperial	\$115.00	Bill Crowl
JM#1	Puff Box, diamond quilted, Fenton	\$275.00	Jan Reichling
FG#1	Red wide panel plate, 11-3/4", Imperial	\$375.00	Jenny Boyer
FG#8	Blue bowl with black foot, Northwood	\$275.00	Bill Crowl
FG#7	Crystal (white) cake plate, floral and optic pattern, Imperial	\$ 95.00	Fred Geisler
JR#1	Emerald green bowl, 8", Northwood	\$145.00	Lynne Edgerly
GS#2	Blue comport, adam's rib pattern, Diamond (small bulls-eye)	\$ 80.00	Elden Bicksler
AK#5	Crystal (white) car vase, signed Benzer, Diamond	\$145.00	Steve Schleede
FG#6	Purple pitcher and tumbler set, LeVay, Fenton	\$350.00	Joanne Rodgers
FG#3	Crystal (white) bowl, covered, three-footed, Lancaster	\$135.00	Augusta Keith
FG#2	Amber lamp shade, NuArt, Imperial	\$100.00	Fred Geisler
AK#2	Green twin-dolphin comport, Fenton	\$190.00	Bill Crowl
AK#4	Blue vase, blown-molded, Diamond or Northwood	\$ 80.00	Lynne Edgerly
DRS#4	Topaz tumblers, rib optic, Fenton (5)	\$200.00	Steve Schleede
GS#1	Green opaque bowl, footed, US Glass	\$ 35.00	Augusta Keith
DRS#2	Egyptian Lustre bowl, large, Diamond	\$110.00	Dave Shetlar

Web Site Updates Coming Soon!

by Helen Jones

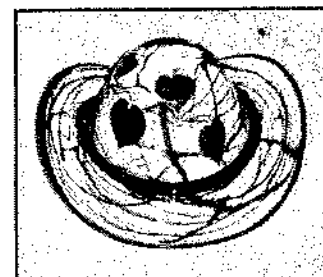
Watch for a new and improved Stretch Glass Society web site! Your webmaster will be working in July to completely revamp the web site. It will have a whole new look and be "cleaner" and more streamlined. Some of the pages are going to be deleted and others will be changed dramatically. Instead of offering such a large amount of "free" research material to the public -- the site will be used as a publicity tool for the Society. We will still have a good basic definition of Stretch Glass -- but the main focus of the web site will be information about the Society and benefits of being a member. There will be more about Convention -- pictures and reports -- and information about the next one. Perhaps even a page about our souvenir pieces and whimsies. Let me know if there's anything you would like to see on the web site.

[Http://members.aol.com/stretchgl/](http://members.aol.com/stretchgl/)

"What, me have a swelled head?" Not really, Dave is just trying this wonderful glass whimsy hat on to illustrate its size reference.

The hat, created by the Fenton Art Glass Company, was brought by our banquet speaker, Howard Seuffer, as an example of hand-made glass craftsmanship.

Lots of different effects used by the glass artist are included in this piece.....hanging hearts, crests, threading and creative shaping.



Features of Handmade Glass

Presented at The Stretch Glass Society
2001 Convention by Howard Seufer,
Retired Quality Control Manager at the
Fenton Art Glass Company
by Jan Reichling

Well, for those of you who know Howard, you know that when he speaks to a group, there is no doubt that he will be informative, funny and never fails to involve his audience in hands-on experiences.

For his talk this year, Howard brought actual glass examples of "features"—what we usually call flaws (see the separate enclosed FEATURES LIST) and included a question and answer section.

In addition to the examples, Howard enlisted three folks to "assist him"....or, so he said. He set up a scenario where he posed as the supervisor of our "glass manufacturing company"! What a riot! Debbie Schleede was "enlisted" as the glass *gatherer*. Her task being to rotate a metal rod in a pot of molten glass which gathers a glob of the glass onto the rod BUT, if the gatherer doesn't do the job just right, problems will exist from the very beginning! Howard—the supervisor—kept saying: you have too little, too much, you rotated too quickly, too slowly, no you have to do it again! OK, Howard, these were actual rods and they are heavy!! You must move quickly Debbie.....Dave (Shetlar)—the *presser*—is waiting at the mold and press area.

As the gatherer drops a glob of glass into the mold, the supervisor is looking over the presser's shoulder. Is that enough glass to fill the mold? You have to know where to cut the glass from the gatherer's rod. Now, quickly, lower the plunger, raise the plunger, open the mold, and get moving Dave.....Jan (Reichling)—the *snap-up boy*—is next!

Jan, your glass is on its way.....you'll need to get that snap open (easier said than done!). The way that the snap is opened and closed is by pressing the other end on the floor (for me, it was pounding!!). We have to fit the molded piece into the snap and quickly move on to re-heating the glass in the glory hole, then spraying the metallic salt, and further shaping for the nice stretch effects and finally, into the *lehr* for the slow cooling process!

Howard tested my ability to properly fit the glass in the snap by having me turn the snap over to see if the glass dropped to the floor and smashed. Everyone—including me—was holding our breath, but it didn't fall out, I passed and we all cheered! The three of us had the chance to "experience" producing a *RARE piece of Stretch Glass*!! At least, that was my vision!!!

The points, of course, that Howard was making were that this is intensive labor, that it requires precision, and orchestrated team work to produce handmade glass and that "features" will always be an inherent part of any glass-manufacturing environment.

The fascinating world of glass and its manufacturing processes never ceases to amaze me. So, for you folks at home, get a cup of coffee, take this sheet with you and

examine your glass. Some of these features affect the value of your glass!

Read the "Making of Stretch Glass", (*American Iridescent Stretch Glass* by John Madeley and Dave Shetlar) pages 6 through 10. That section explains the processes and how some of these features are inherent during those manufacturing steps.

What's In Your Collection? Record Keeping Made Easy

by Jan Reichling



The Round Table discussion conducted at the SGS convention for inventory record keeping led us to the conclusion that the inventory records of our members' glass are as diverse as this wonderful glass itself! We had some interesting input!

Why do some keep an inventory and others do not? Once again, there were many reasons as to why inventories were kept, but the basic one was for insurance purposes if the collection is damaged or stolen. Some of the other reasons were:

- ♦ To check when "out and about" treasure hunting.
- ♦ For our children to have an idea of "what is what" in the event of an illness or emergency.
- ♦ For retaining contacts to buy from or sell to.
- ♦ And last but not the least, to record our cost and determine value of our glass. What did we pay and what is the present day value of our glass? (There is no shortage of knowledge within the Stretch Glass Society to help us with that.)

Now, what format do we all keep our records in? Talk about diverse methods! Fascinating! Well, those formats ranged from homegrown, manual ledgers and independent computer programs, to databases, Word Perfect, MS Word, MS Access, and MS Excel.

Dave and Renée Shetlar distributed an example of their log, which includes an inventory number, a description, manufacturer, manufacturer number, measurements – base, top and height, plus the cost and source. They also included a line drawing when possible. All this was done in MS Word and Word Perfect.

Our blue stretch lady, Stephanie Leonard, has taken it a step further and created a database in MS Access by creating a form. Each time she purchases a piece of stretch, she records the item, description, plate number (from "the" book), color, height, width, quantity, manufacturer, purchase date, cost, the seller and general notes via that form. Also included on the data form is a picture of each piece! The most interesting bit of data in Stephanie's records, that nobody else included, is a quality rating of color and stretch for each item. We all know how that varies and this bit of information can be subjective,


but remember, Stephanie collects *only* blue stretch and she has developed a great eye for the color and the stretch effect in blue.

I have created MS Excel spreadsheets and others attending this session have done the same. I particularly like MS Excel, because I can sort this information in multiple ways, such as by manufacturer, color, description, or whatever. This allows me to focus on a particular interest, such as sherbets and plates, capturing this information once, copying, sorting and scaling down to an interest point.

Of course, inventory record keeping is a personal matter, but the consensus of the group attending this discussion was that it is a good idea! Photos or drawings are helpful and a videotape can be even better, depending on what you wish to accomplish. And, what better use would you have for such visuals than for INSURING YOUR COLLECTION!

Insurance for My Stretch Glass Collection?

by Jan Reichling



Joanne Rodgers presented wonderful information from the **Collectibles Insurance Agency** based in Westminster, Maryland.

Their only insurance product is designed specifically for the hobbies/collector and they claim to be the largest agency in the world offering collectors an unblemished record after 3 decades of insurance services.

From their brochure:

"We provide 'all risk' coverage against burglary, theft, robbery, fire, flood (including appliance overflow, broken water pipes, and sewer backup), mysterious disappearance, breakage, hurricane, earthquake, tornado, cyclone, mud slide, lightning, windstorm and other natural catastrophes. You receive coverage while at your home, in a bank and coverage worldwide for traveling and exhibiting. You are insured when your collectibles are sent anywhere in the world by secure mail or a secure shipping method. We even provide coverage for the sale of duplicate and unwanted collectibles on the Internet, including limited coverage for bad checks and credit cards for Internet transactions."

We discussed:

- ♦ Replacement Value – No professional appraisal is required.
- ♦ Easy Applications Process – No itemized inventory is required.
- ♦ What Kinds of Collectibles Are Insured?
- ♦ Who The Company Is?
- ♦ Service, Loss Claim, And Cost?

Joanne handed-out 4 double-sided pages of information and I encourage you to visit their web site. Any questions, please contact the company or Joanne Rodgers. **Thanks Joanne**, this is an area I will explore further.

Collectibles Insurance Agency, Inc.

P.O. Box 1200

Westminster, MD 21158

Phone (toll free): 1-888-837-9537

Fax: 1-410-876-9233

Email: info@insurecollectibles.com


Q&A From the SGS Web Site

by Renée and Dave Shettler

<http://members.aol.com/stretchgl>

Q: Charlie here, would someone please tell me who (probably!) made this large ruby stretch glass plate, and about when if possible? Plate is 12.25, maybe 12.5 inches in diameter; center inside has a 3.5" diameter well, with a depression in the center of it. Outside has a slightly concave wafer base 4.25" diameter, with a ground, polished round area in the center of it. The red is just as red/ruby as can be - the outside 1.16th inch rim shows a bright gold/amber in the sunlight. The iridescence covers the plate, exterior and interior. It is in absolute mint condition. Any information will be greatly appreciated!

Sincerely, Charlie Finley



A: Charlie, Apparently, we somehow missed your message from mid-March. Hope it isn't too late for the identification. Your plate was made in West Germany, most likely in the mid-1970s though we have some evidence that these items were produced (usually in red, emerald green, cobalt blue and amber) into the 1980s. Some even suspect that they may still be under production, but I have no evidence of a modern distributor importing these pieces.

Some of these pieces are marked "Poschinger" (in hand written letters with a diamond point pin) and some have been found with a paper label stating "Crown Glass"

and another paper label with "West Germany" on it. I believe that the mark, Poschinger, is someone trying to fake the name of a German art glass maker that produced glass in the early 1900s. Of course, I have seen some of these pieces (mainly a trumpet-shaped vase with a pie-crust edge) marked with "LCT" or "L.C. Tiffany," which are again obvious attempts at forgery. I have a copy of a distributor advertisement (1974) who was located in New York City that figures several hat-shaped vases and other vases, some plates and bowls. Prices for the pieces at that time ran about \$5 to \$20 per item. I have seen the same pieces now bringing several hundred dollars on eBay, at shows and sales. Most folks have no idea what they are or where they came from. All are very well done. They have excellent iridescence, and the pontils are ground and smooth. These are characteristics of fine art glass, but this art glass is not very old! Your plate is the largest one listed (there were three sizes advertised).

△We call 'em as we see 'em!

Comments Please.....

Now, this next comment did not come by way of the web site, but we thought we'd respond to it just the same. This spring, along with their membership renewal, Alan Perry and Bob Trevino of Houston, Texas wrote this.....



"You asked for short bios and photos of favorite stretch pieces last year, with the idea they would be published. I sent—you reneged."

Well, Alan and Bob, we certainly are sorry that you didn't get your pictures in the newsletter, but we don't recall ever getting them!! We even checked with Jan Reichling (past NL editor) and she doesn't have them in her file either. We are as disappointed as you two obviously were since we didn't even get a chance to see some of your stretch. Maybe if you re-send them or, maybe you have some new favorites, and we'll see if we can get them into the October issue.

We only have two major criteria for using member photos – 1. We have to have the space, and 2. The photos should have good contrast to show up well when duplicated. We convert all photos to digital images so we can "work" with them more easily, so if you have any in that format please attach them to an email to us at:

CAUTION

This is merely a precautionary note to those who frequently place bids for stretch glass on eBay. Earlier this spring, an interesting candleholder was posted (single) and listed as a "Northwood Russet Stretch Candlestick." Something about it just didn't look right, it resembled Fenton's #349 or maybe Vineland's. We sent the seller the following question and resulting exchange:

Shetlar--"Could you please tell us if this candleholder shows mold marks of a three-part mold or a two-part mold."

Response--"On the candle cup I see vertical mold lines....it's the Northwood piece I described."

Shetlar--"Perhaps you misunderstood. Northwood candleholders have a ball-shaped area where the stem joins onto the foot while Fenton and Vineland have a sloped stem that flairs out where it joins the foot. Northwood and Fenton sticks were made in two-piece molds and will have only two vertical lines visible on the candleholder cup. Vineland sticks were made with three piece molds and therefore have three mold seams on the cup. The stick you have posted looks more like the Vineland amber rather than the Northwood Russet, but because of the angle of the photo, we can not accurately see the area where the stem joins onto the foot. That is why we asked if it has two mold seams or three, not merely if it has mold seams. We are looking for the Vineland holder."

Response--"Please help me with this one....I have never heard of Vineland stretch glass. This piece is the same shape as the Northwood stick I quoted. If what you say is fact, this 3-part mold is....Vineland. It seems I do owe an apology and of course, will extend it if you help me learn more about Vineland; are they a successor to the NJ companies of Durand or Kew Blas? What about book references? Thanks for your help."

Shetlar--"There is little information that has been found concerning the Vineland Flint Glass Works (Vineland, NJ), but it is known that from it, was created the Durand Art Glass Division in 1924. We have worked with Jim Measell and Berry Wiggins (co-authors of numerous glass books of that era and with Bill Heacock when he was alive) in searching for information. The color that we believe you might actually have is the company's Old Gold. We have a chapter on the Vineland Flint Glass Works in our **American Iridescent Stretch Glass**, published by Collector Books in 1998. Hope this helps."

Response--"Well, I thank you for the info. And ironically I do have your book in my library; but I just plain mis-ID'd it. I assumed it was my referenced NW shape....I hope you understand if I add correcting information in my ID on eBay. Thanks again; you have taught me something and I think I need to reread or peruse that book again this evening. It's obviously been too long since I used it....I only pick up what appears to me to be scarce or unusual stretch pieces...i.e. black stretch, red stretch....and, so I only handle a few pieces per year!"

At least this seller was big enough to admit when he was wrong!



IN THE LIMELIGHT!

assembled by Renée Shetlar

Joanne Rodgers offers this report on her recent stretch glass talks to two groups this spring.

In April, I was asked to talk about stretch glass by two groups. The first was on April 17th, for the Classic Glass Club of Eastlake, Ohio. Thirty-five or so people attended this evening meeting. All expressed



interest in the glass that I displayed and asked lots of questions—thankfully none that I couldn't answer! Many of the attendees came up at the end of the meeting to say how much they enjoyed my presentation and that they learned a lot. (Hurray for *American Iridescent Stretch Glass*, and all those convention ID sessions!)



The second presentation was for the *Lakewood Public Library*. The Library initiated an antiques and collectibles series of four Sunday afternoon programs titled "Antiques, Collectibles, and Attic Treasures" and my talk kicked off the series on April 22nd. This inaugural talk in the series had a fairly small group in attendance—only 15 and only my two daughters and one couple (carnival collectors) knew anything at all about stretch glass. From the questions asked after the talk though, it seemed the audience had really been attentive. Most came up to admire my display and say they found the talk interesting and informative.

Although I entered the "stretch glass speaking circuit" with some trepidation, I found it enjoyable and surprised myself with how much information I had absorbed over the years and was able to share with these two audiences.

The most difficult part was deciding which pieces from my collection I would use as examples of all the companies' products. My first selections could have filled



seven, ten-gallon plastic tubs! Finally, I was able to get the number reduced to a more manageable *five tubs*. What I tried to do in making my selections was to get a mix of common, hard-to-find, and rare pieces of stretch glass. I knew ahead of time that I wouldn't have access to any audio-visual equipment and therefore, not able to take

advantage of the slides or the video so, I packed some of the glass that I really felt comfortable talking about.

I certainly recommend that everyone in the SGS consider joining the "Stretch Glass Speakers Bureau"; it turned out to be a lot of fun sharing the information I've gathered over the years!

Thanks Joanne for your report and pictures! We'll be looking for more reports from the rest of you over this next year. Look for a report from Dave Shetlar about his presentation on *The Fenton Florentine Line* at the National Fenton Glass Society Convention on July 28th in Marietta, OH!

Don't be shy!
Let us hear from you about your other activities and events!

SEEKERS AND SELLERS

Stretch Glass Bought and Sold

Bill Crowl

Unusual Shapes and Colors
One Piece or a Collection

SEEKERS

Paul (Jim) & Barbara Midlam

Any maker, tall candleholders (single, okay) in Crystal (white). Or, if you have other colors/shapes—could "need" them, too!

Kathy Evans

Very interested in making stretch glass collector/dealer contacts in *Canada*. Just moved from US to Canada and seek information about shows, fleamarkets, shops and/or malls, too!

Our Sympathies ~

*to Doris Mahan for the loss of her husband,
Bill, this past January.*

*Bill and Doris have been members of the Society
for several years and had moved to Florida after
retiring from jobs in Connecticut.*