

THE STRETCH GLASS SOCIETY

QUARTERLY

MAY 2006

INSIDE

Boudoir, Bathroom & Smoking Items	3
B, B & S Items in Color	5
Convention 2006 Up-Date	6
Q&A Letters & E-Mails	9
Seekers/Sellers	10
ETC.	11



Fellow stretch glass enthusiasts, Spring has sprung all around us and that hopefully means you are having a chance to get out and about at house sales, flea markets, outdoor antique shows and the like in search of iridescent stretch glass and other goodies for your collections. Since most of us collect things other than stretch glass we usually have several things to be on the look-out for. I recently spent a day at the Charlotte, NC Metroliner Antique Show and have plans to visit the antique markets in PA and then a trip to Brimfield later in the spring. While we didn't come home with any additions for my stretch glass collection, we did manage to fill the truck, primarily with a wonderful vintage partners' desk from the early 1900s which previously belonged to the Speaker of the House of South Carolina, a pair of exquisitely carved black forest mirrors and a few vintage (1966) license plates. Please share your stories with us, especially if you happen to find some iridescent stretch glass along the way.

Springtime is a popular time for weddings. The daughter of a good friend of mine is getting married soon and I was pondering the age old question of what to give as a wedding present. I've decided to take a step back in time and give the gift of iridescent stretch glass - vintage stretch glass to be exact. I'm still working out exactly what pieces to assemble for her and her husband-to-be, but their gift box will likely contain a console set and a couple additional pieces. Have you thought about giving vintage stretch glass as gifts? It is a wonderful way of getting someone interested in our glass. My experience is that it always gets rave reviews from the recipients, just like it did 80 or 90 years ago - I use it routinely for birthday and holiday gifts. And who knows, we might be sparking an interest that results in a future collector.

This is a good time to finalize your plans for attending our Annual Convention, Show and Sale to be held on July 27, 28 and 29 in Marietta, Ohio. Pam Steinbach is leading the convention planning and is putting together a great line up of events and displays with plenty of time for socializing, renewing or making new friendships, learning more about our glass and, of course, adding to (or selling from) your collection. Our schedule of events will be quite different from past conventions as we try to make the convention more of a weekend event but at the same time respect the schedule of our fellow Fenton collectors who will also be meeting in Marietta in late July. You will find all the details in this newsletter. We look forward to seeing you.

(continued on page two)

One of the "events" at the annual convention is the election of officers and directors. We will be electing individuals to serve in several positions this year and encourage you to volunteer to help lead the Society. If you are interested in helping in this way, please get in touch with any of the current officers/directors to discuss further details or to let us know how you would like to be involved.

Thank you for your support of the Stretch Glass Society with the renewal of your membership. We look forward to seeing or hearing from you soon.

Best regards, *Cal Hackeman* Cal Hackeman, President 2004-2006

STRETCH GLASS SOCIETY EXECUTIVE BOARD

OFFICERS

PRESIDENT: Cal Hackeman, [REDACTED]
VICE-PRESIDENT: Stephanie Leonard Bennett, [REDACTED]
SECRETARY/
NEWSLETTER EDITOR: Dave Shetlar, [REDACTED]
TREASURER: Nancy Waln, [REDACTED]

DIRECTORS

ADVERTISING/PROMOTION: Pat Killingsworth, TX
CONVENTIONS/SHOWS: Pam Steinbach, OH
HISTORICAL INFORMATION: Millie Coty, WV
NEWS/TECHNICAL INFORMATION: Renée Shetlar, OH
WAYS AND MEANS: Jim Steinbach, OH

WELCOME NEW (& RETURNING!) MEMBERS!

Teresa Gambill, [REDACTED]

Lisa McCoig, [REDACTED]

Barbara McDonald, [REDACTED]

DIRECTORY UPDATES & CORRECTIONS

Shirley & Bob Brown [REDACTED]
John Madeley [REDACTED]
Faith Perrin [REDACTED]

ANNOUNCEMENTS

NOMINATIONS ARE OPEN

Nominations are open for the offices of President, Vice-President, Secretary/Newsletter Editor, Treasurer and for four directorships: Advertising/Promotion (term ends 2007), Historian, News/Technical and Ways/Means. All terms, except as specified, will expire in 2008. A number of the current officers/directors have indicated an interest in continuing to serve in leadership roles, however, we encourage anyone interested in any of these positions to please contact Dave Shetlar via telephone at [REDACTED] or via email at [REDACTED]. Nominations will be accepted from the floor and the elections will be conducted during the annual member business meeting held at the 2006 Convention, Show & Sale.

Monthly Executive Board meetings have been conducted via toll-free telephone conferencing during the recent past and it is anticipated that this practice will continue. Other communication among the directors and officers are handled via telephone and email on an as needed basis. Descriptions of the duties are available by contacting current officers or directors directly or Dave Shetlar as described above.

FREE SEMINAR PACKET

So, your local library or one of the other clubs that you belong to has asked you to give a seminar on one of your hobbies and, of course, your *favorite* hobby is collecting Stretch Glass. What do you do!? You contact the Stretch Glass Society!

The SGS has a complete packet of materials that can be loaned, free of charge, to any member in good standing. The materials available include:

- a cd – computer disc containing Power Point files for giving talks on stretch glass (this is NOT a DVD)
- a video cassette showing several years production of annual SGS souvenirs by the Fenton Art Glass Company
- 35mm color slides also showing production of SGS souvenirs
- a reference copy of American Iridescent Stretch Glass, by Madeley & Shetlar (if you don't have one)
- a photo album of the "Dolphin Club Display" from the 1996 SGS Convention in Manassas, VA
- a reference article written by Helen and Bob Jones, "Stretch, that Other Iridescent Glass," for the Glass Collector's Digest
- a copy of "Talk Tips" prepared by Renée Shetlar as an aid in developing a presentation on your stretch glass

Just contact Renée or Dave Shetlar and tell them when your talk is scheduled. They will help you decide the best type of presentation for you and what materials you might need to put it together. They would need, at least, a couple of weeks prior notice in order to get the materials assembled and mailed to you. The SGS will cover the cost of mailing the materials to you and back via USPS first class mail. If you require the packet to be shipped via some other special service (FedX, Over-Night Mail, etc), the additional cost would need to be covered by the member. The cost of shipping will be determined by the materials requested. The Shetlar's can be contacted at [REDACTED] or [REDACTED]

WEBSITES: stretchglassociety.org shetlartglass.com members.aol.com/wvmuseumofglass/ collectlcs.com

Boudoir, Bathroom and Smoking Items in Stretch Glass

By David Shetlar

I am always amazed at the amount of work that had to go into these little items. Most of the colognes, bath bottles and many of the puff boxes had to be shaped exactly so that their stoppers or lids would fit! Add a flower finial, and the difficulty of making the stopper also, goes off the scale. This is likely the reason that relatively few of these items can be found today, but the other reason for their scarcity is their desirability. These items have several cross over collectors seeking them - perfume bottle collectors, smoking item collectors and carnival and stretch glass collectors!

It is obvious that the Fenton Art Glass Company was the champ at making these items. While we know of a few perfumes (cognes) in carnival glass and cold-iridized ones from U.S. Glass, pin trays, hair receivers and ash trays are the only items that you can find being made by other stretch glass manufacturers.

Under colognes (the name Fenton used for what we would call perfumes today), the most commonly seen ones are #53 (Figs. 1 & 2), #54 (Figs. 3 & 4), and #55 (Figs. 5 - 8). The #53 and #54 were obviously made from the same mold, but #53 has the diamond optic interior pattern. Both were made in the shape of a vase with a rather thick upper lip and the finisher had to pinch down the opening into the narrow neck. This caused the glass to get thicker at the neck area, but grinding would make the opening a uniform size that would handle the stopper. The stoppers of these pieces are mushroom-shaped with four-scalloped edges. Stoppers should have a fire-polished dauber that goes most of the way into the bottle. The #55 colognes can have one of three stoppers: a mushroom-shaped one, a pagoda-shaped one and a flower-tipped one. If they have the flower stopper, the catalog numbers indicate, #55 1/2 (Figs. 9 & 10). In some 55 1/2 colognes, the flowers are painted - the petals having a pinkish enamel and the leaves have a translucent green enamel. The most difficult cologne to find in stretch is the #1502 (Fig. 11) which showed up at the 2005 SGS Convention. The little jar that is commonly figured in a vanity set (two colognes, jar and tray) is always shown in the diamond optic, but one in Celeste Blue showed up without the optic pattern (Fig. 18). So, I must assume that a diamond optic one was made and is likely hiding somewhere!

The "squatty" colognes, include the #56 (Figs. 12 & 13) and #59 (Figs. 14 & 15) items. The #56 colognes have stoppers with complete daubers, but the #59 stoppers are obviously factory ground to fit into the shorter containers. The stoppers usually have a "nipple" top though stoppers with pagoda and flower tops have been seen. The round bath salts jar, #60 (Figs. 16 & 17) obviously matches the style of the #56 colognes,

and these were likely sold in vanity sets, but I've not seen advertising to confirm this.

The bathroom jars were made using a blown-molding process, and the #16 is the narrow mouth jar while the #17 is the wide mouth one. These are often figured in advertising as a set of three (two #16 and one #17) along with the #54 tray (Fig. 19). Jan Reichling has a set of these jars in Grecian Gold (Fig. 20) that precisely fit into a bronze plated wire tray. The stoppers of these jars can also have flower finials, but these in stretch are extremely rare.

Small puff boxes that match the tall colognes include the #53 (diamond optic, Figs. 21 & 22) and the #54 (plain interior, Figs. 23 & 24). The #53 boxes have a mushroom-shaped knob, but the #54 boxes can have a mushroom or ball-shaped knob. These jars are commonly figured with #53 or #54 colognes on trays. While #53 trays have the diamond optic pattern, I have never seen one of these trays iridized. Only the #54 trays seem to show up, so if you find an iridized tray with the diamond pattern, you may have a one-of-a-kind! Two other flat-bottom boxes are known, but we don't know the numbers of these! The 6-inch wide one (Fig. 27) has a thin lid that fits over the base opening, and the 4 1/2-inch wide one (Fig. 28) has a thin lid that fits inside the base opening. Neither is common.

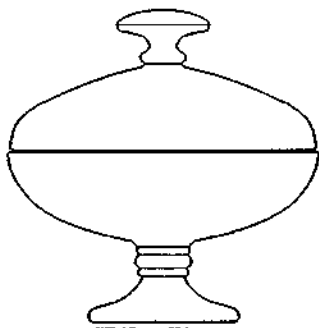
Pedestal-base puff boxes include the 3 1/2-inch wide #57 (Fig. 25) and 5-inch wide #743 (Figs. 29 & 30) ones, but there is a smaller one that is 3-inch wide (Fig. 26), but we have no number for this one. The #743 boxes occasionally come with flower finials.

For our 2006 Convention Club Display, we are also including the #200 Guest Set (Fig. 31) and #401 Tumble-up (Fig. 36). These can be found in all the Florentine Line colors (except for Ruby and Royal Blue), but the Guest Set can also be found in curtain optic topaz opalescent. The guest sets are also given different handle colors which makes collecting these doubly interesting. The rare shaving mug (Figs. 32 & 33) is only known in Topaz and Celeste Blue.

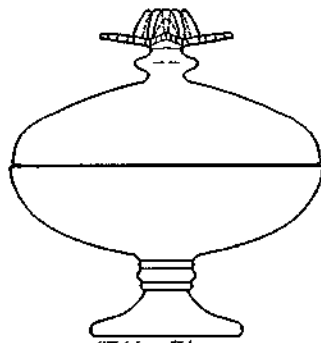
Under smoking items, Fenton made a round cigarette holder (#554, Fig. 35), an oval holder (#556, Fig. 37), a closed box (#655, Figs. 38 & 39) and an ash tray with individual dishes (#202, Fig. 34). The box is often decorated with enamel designs, acid etched borders and/or cut floral designs.

As you will see from the color page, Tangerine items are extremely rare, but you will be able to see some in Tom Smith's book on Fenton rarities. Tom also figures many of the boudoir items with the flower finials! These were obviously made, but obtaining them is truly difficult (and expensive!).


We're hoping that you will bring your little treasures to the Convention in July and share them with other club members (as well as Fenton collectors). It will be great to see how many of these are really in the hands of our fellow collectors and membership!



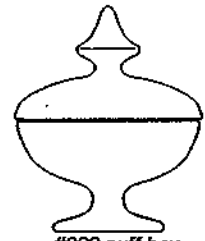
#743 puff box



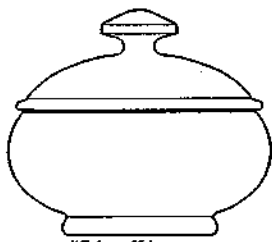
#744 puff box




#57 puff box



#??? puff box



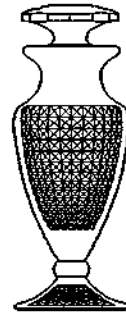
#54 puff jar




#53 puff jar



#54 cologne



#53 cologne




#59 cologne



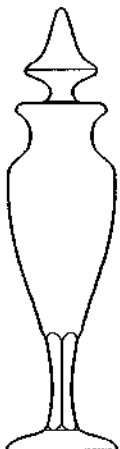
#56 cologne



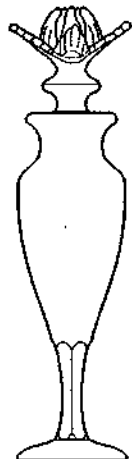
#56 cologne w/flower top



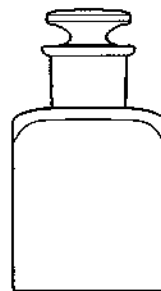
#60 bath salts jar




#55 cologne



#55 1/2 cologne



#16 bathroom jar



#17 bathroom jar

DJS/Apr/97



Fig. 1



Fig. 2



Fig. 3



Fig. 4



Fig. 5



Fig. 6



Fig. 7



Fig. 8



Fig. 9



Fig. 10



Fig. 11



Fig. 12



Fig. 13



Fig. 14



Fig. 15



Fig. 16



Fig. 17



Fig. 18



Fig. 19



Fig. 20



Fig. 21



Fig. 23



Fig. 25



Fig. 26



Fig. 27



Fig. 22



Fig. 24



Fig. 29



Fig. 30



Fig. 31



Fig. 28



Fig. 35



Fig. 36



Fig. 32



Fig. 33



Fig. 34



Fig. 37



Fig. 38



Fig. 39

GET YOUR STRETCH GLASS KICKS IN 2006!

27-29 JULY 2006

32nd Annual SGS Convention, Show and Sale

Comfort Inn

700 Pike Street
Marietta, OH

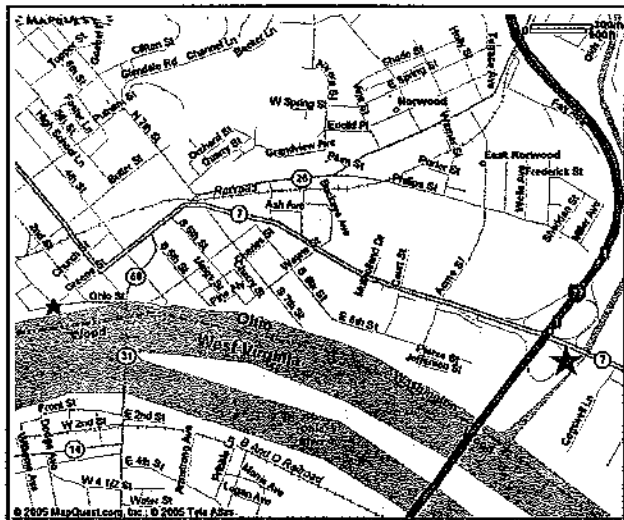
1-800-537-6858 or 740-374-8190

Standard Guest Room Rate: \$62 (Plus Taxes)

For Stretch Glass Society Members

Mention SGS Convention When Making
Reservations


Rooms Are Filling up Quickly, Call Today!



SGS headquarters at the Comfort Inn,
exit 1, East on Rt. 7 and NFGS headquarters at the Lafayette
Hotel on Front Street

32ND Annual Convention, Show & Sale

by Pam Steinbach, Director



The Comfort Inn, in Marietta, OH, is this year's convention headquarters and is holding a block of rooms for SGS convention attendees at a special negotiated rate only until **JUNE 30TH** (see information above). After

that date, remaining rooms will be released. If you want/need to locate another hotel in the area, you may contact the Washington Co. Convention & Visitor's Bureau via telephone **800-288-2577** or on line at <http://www.mariettaohio.org>. If you are considering flying in for the convention, they should be able to provide information about nearby airports as well.

Event Changes and Additions

Please make note that arrival and setup will be **THURSDAY, JULY 27TH** from 1PM to 7PM this year. You will be able to draw your "line-up" number for the **Sales Stampede** when you pick up your name tags and sign in. If you aren't satisfied with the number you draw, you may want to participate in the Special Raffle which will give away the first five positions in line to five lucky members. These tickets will be on sale Thursday from 1 to 7:30pm. All members wanting to participate in the Stampede as a buyer are eligible to participate in the drawing, but will be limited to 3 tickets at a cost of \$5 per ticket. **The Stampede will take place at 7:45PM THURSDAY.** The Wine & Cheese Welcome Party will follow at

approximately 8:30pm.

In addition, tickets for the annual Whimsey Raffle will be available for purchase via the order form included with your convention mailer as well as the first two days of convention--all day Thursday and Friday until the drawing is held following the banquet on Friday night.

Please feel free to invite your non-member friends to visit; however, while we have identified specific times that we plan to have our doors open to the public, everyone will be welcome to enter to view the glass or listen to current proceedings. If we have guests in the room during member-only activities such as the Stampede, banquet or whimsey drawing or auction, they will be welcome to observe, but they will not be permitted to participate.

Saturday will be packed with activities including our Annual Breakfast Business Meeting, the popular Whimsey Auction and two seminars -- one on vintage stretch glass and the evolution from its earlier cousin--carnival glass--delivered by our own Dave Shetlar. Shetlar's talk, scheduled for 10:30am, will take place at the NFGS headquarters in the Lafayette Hotel. A sign-up sheet will be available for those interested in car pooling to the Lafayette since parking will be extremely limited. The second seminar will be presented by Scott Fenton, National Sales Director for the Fenton Art Glass Company. It will highlight Fenton's contemporary stretch glass and what their plans are for future stretch glass production. Fenton's talk is scheduled for 3pm at the Comfort Inn.

A complete schedule of events will also be distributed with your convention mailer and a final version will be included with your packet when you check in at convention. Be sure to review it for updates!

If you have never had the opportunity of watching glass being made at the Fenton factory, plan to take a tour during

your free time. This is a very popular activity for all club members and there will be plenty of competition for space with members from the two Fenton clubs whose conventions begin on Saturday the 29th and Tuesday, August 1st.

Schedule of Events

THURSDAY 27 JULY:

- 1-7pm Check in, Club & Member Display set up,
Draw Sales Stampede line up number
- 4-6pm Executive Board Meeting
- 6-7:30pm DINNER ON YOUR OWN
- 7:30pm Special Raffle Drawing for Stampede Line
Positions 1 through 5 (tickets may be
purchased throughout the day for \$5 each;
limit of 3 per buying member)
- 7:45pm DOORS OPEN TO 2006 SGS STAMPEDE
- 8:30-10pm (approx) Wine & Cheese Welcome Party
- 10pm Room locked for the night

FRIDAY 28 JULY:

- 9am-12pm Late arrival set up and/or FREE TIME¹
- 12-5:30pm PUBLIC HOURS
- 3-4:30pm Glass ID (open to public)
- 5:30pm Room closed to public
- 7:00pm 2006 BUFFET BANQUET
- 8:00pm Banquet Speaker #1-Dianna Barbour,
Glass Artist, Fenton Art Glass Co.
- 8:45pm Banquet Speaker #2-Howard Seufer,
Quality Control Mgr, FAGC (retired)
- 9:30pm WHIMSEY RAFFLE
- 10pm Room locked for the night

SATURDAY 29 JULY:

- 8-9:30am Continental Breakfast/Business Meeting²
Audit Committee Report, and Elections
- 9:30-10am FREE TIME
- 10:30-12pm SEMINAR --"The Evolution of Carnival
Glass to Stretch Glass" by Dave Shetlar -
Lafayette Hotel
- 12-5pm PUBLIC HOURS
- 1-2pm FREE TIME
- 2-3pm Club Display Review
- 3-4pm SEMINAR --"A Look at Fenton's
Contemporary Stretch Glass & the Future,"
by Scott Fenton - Comfort Inn
- 4-6pm 2006 WHIMSEY AUCTION
- 6pm Room closed to public
- 6pm-12am DINNER ON YOUR OWN & PACK GLASS
(room must be cleared of boxes by midnight)

¹Annual Antique Flea Market & Glass Show at the Washington Co Fair Grounds-Marietta; Williamstown Community Park Flea Market-Williamstown, WV and antique shops/malls (see information table when checking in)

²Attendees staying at the Comfort Inn receive a complimentary Deluxe Continental Breakfast. Members not staying at the Comfort Inn may purchase tickets (see convention registration materials). The breakfast is provided from 6:30-9:30am (please bring your breakfast with you to the meeting); coffee & tea will be provided at

Table Assignments

This will be the first year that we will be using round tables for stretch glass sellers. These will be arranged in the center of the room. Display tables will be around the room's perimeter. Everyone bringing glass to sell or display will be provided with, at least, one sign per table which designates it as For Sale or Display Only. If you would like additional signs, please make your request on the back of your registration form (to be mailed to you soon). If you have questions regarding assignments, tables or room logistics, please call Pam Steinbach at [REDACTED]

Banquet Speakers

Yes, we said speakers – plural! We are so very honored to have, not one, but two Banquet Speakers this year. The first is Glass Decorative Artist, Dianna Barbour, who started with Fenton's Decorating Department as the third decorator hired after it was first created in 1968. Barbour was trained in traditional German glass painting techniques by the very well known Fenton artist, Louise Piper.

In the 30 plus years with Fenton she has worked on a number of collections including Connoisseur, Christmas and a variety of QVC pieces. She has also designed pieces over the years including the Burmese Under-the-Sea vase.

Several Barbour pieces are among those being offered in this year's SGS Whimsey Raffle and in the Whimsey Auction. It will be a real treat for us to watch a demonstration of her artistic skills and to learn a bit more about what inspires her.

The second speaker is no stranger to the SGS. He is the well respected, long-time (and now retired) Fenton Quality Control Manager, Howard Seufer.

Howard is a dedicated man. Though he has been retired ten years from the Fenton Art Glass Company, one can go on the factory floor most any day and find him totally engrossed in taking pictures of various production activities. In fact, the SGS might not have had any photos of this year's souvenir had it not been for Howard Seufer being on hand with his trusty camera. We are very grateful for that!

Yes, Howard Seufer is admired by the SGS, so much so that this makes the THIRD time we've invited him to speak to our members – and he has always graciously accepted!

No matter how many times Howard talks to glass collectors – he always manages to entertain and educate. You don't want to miss this opportunity!



Saturday Seminars

While seminars have been a traditional part of our conventions, this year's presentations have been designed with a little twist.

As an experiment in an effort to expose more collectors to stretch glass and Fenton glass in particular, the SGS and NFGS (National Fenton Glass Society) are collaborating this year in some of the seminars at each others conventions.



The first seminar will be by Dave Shetlar (SGS technical guru and co-author of *American Iridescent Stretch Glass*) speaking on the evolution of Fenton's carnival glass to stretch glass production.

This presentation will be the first of several offered by the Fenton club which begins on Saturday. His seminar will take place at the NFGS headquarters in the Lafayette Hotel at 10:30am. Shetlar's seminar is included on our convention schedule, too, so that we may all attend. There will be a sign up sheet for those interested in car pooling to the hotel.



At 3pm at the SGS headquarters, there will be a companion seminar on contemporary iridescent stretch glass produced by Fenton today. Scott Fenton, national sales director for the Fenton Art Glass Company, will give this second talk.

This fourth generation Fenton family member grew up working summers and holidays in his family's business. At 16, he started working in the Gift Shop. From there he went on to Inventory Control, Shipping, Packing, Hot Metal and finally, Scott ended up working for his father, Tom, Vice President of Manufacturing (now retired).

In 1997, after graduating from WV Wesleyan College, Scott joined the company with a job under his cousin, Don who was Vice President of Sales. In 2003, Don unexpectedly passed away and Scott took over as the head of the Fenton Sales Team.

Scott is on the road a lot in his job and we certainly appreciate that he would take time to offer this overview on Fenton's contemporary stretch and what may be in store for the future.

It is hoped that many Fenton collectors will join SGS members in attending both seminars this year. We know that all SGS members will be gracious hosts to our speakers and guests. If someone you don't know comes through the door, introduce yourself and offer to show them around. By sharing each others knowledge and enthusiasm in our glass, we all benefit and come away learning more about the glass we collect.

2006 SGS Club Souvenirs & Whimseys


by Jim Steinbach, Ways and Means

The Fenton Art Glass Company has done an exemplary job once again with the SGS annual club souvenirs and whimsys. We especially want to thank Chris Benson and others at Fenton for their efforts in making this year's convention piece a reality. This was a transition year for us because of Frank Fenton's passing and Chris had a lot to do with the successful creation of the 2006 piece. Thank you Chris!

The Society also offers thanks to Howard Seufer for being

on hand the day our pieces went into production. The following photos and those that will be posted on the SGS website were taken by him.

Production took place on March 23 with the normal routine – warming in, to bring the mold up to the proper temperature. Once the mold is ready, the work begins. The gatherer working our production was Steve Lamp and the presser was Ron Dick. It is Steve's job to gather just the right amount of glass on the end of the gather rod from the pot of hot molten glass and place it into the mold. The presser must gage the glass as it's going into the mold and cut the flowing glass with heavy duty scissors when he senses there is enough glass in the mold.




The workers attach the piece in a snap and take it to the glory hole for heating. After heating, it is taken to the spray booth to be sprayed with the the metallic salt solution (dope) which gives the iridescent finish. The piece is taken again to the glory hole for heating and then it is taken to the finisher for shaping.



final shape of the piece – whether its flared, cupped, crimped, swung or turned into a basket.

When the finisher is done, the pieces are carried over to the annealing oven for them to cool slowly. On the other side, we come out with some beautiful hand-made souvenirs made especially for the Stretch Glass Society.

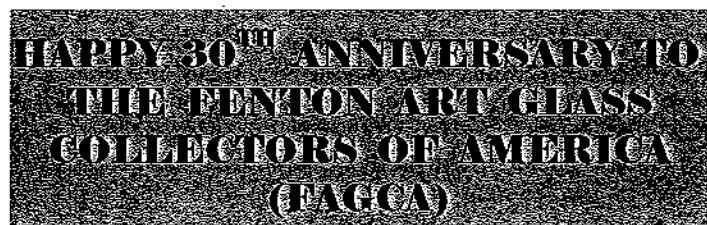




This year's souvenir production produced only 63 convention pieces, so when you receive your convention package materials, be sure to return your order forms quickly to insure that you receive one of these beautiful pieces.

In addition to this year's souvenir, Fenton has provided us with some wonderful whimsies for you to bid on during our annual whimsey auction.

See you at the convention!



Letters & E-Mails

[Editor's Note: The following inquiries were received during the first quarter of 2006]

Q: Thanks to my local library and your wonderful site, I have learned that a set of candlesticks and bowl

given to me are Imperial glass. The only place I have seen a like set is on your sight re the Annual convention. The last photo on the left shows an ambered-colored candlestick and footed bowl set at the end of the table next to blue items.



I can't attend the convention but would very much like to learn more about the set I have. The bowl is footed and rimmed with a flower and leaf decoration. I haven't seen this

in any of the sites until I came to yours. Would joining your organization help me obtain more specific information about the set I own? Thank you so much. Dana Taylor, Salem, OR

A: Hello Dana, Sharp eyes! Unfortunately, the candleholders in the console set that is in that picture aren't really stretch glass! Candleholders of this hexagonal shape (a somewhat barbell shape with the base being larger) were made by Jeannette Glass Company, Jeannette, PA. They commonly come plain with marigold or enamel decoration, and with a stippled-leaf design (most commonly with marigold iridescence). The bowl in the web site picture has the stretch effect, but we know of the same bowl with the stippled-leaf external design and marigold iridescence.


Unfortunately, there is considerable confusion among carnival glass book authors and so-called "experts!" I notice that Edwards and Carwile (Standard Encyclopedia of Carnival Glass) call the candleholders without a pattern as "hex base" candleholders, then talk about "soda gold" and "crackle" patterns elsewhere with pictures that look much like what you have. Doty (A Field Guide to Carnival Glass) gets closer under the name "Crackle, Imperial" where he figures a pair of candleholders and a spittoon and acknowledges that "soda gold" and true "crackle" are different. Unfortunately, what he has pictured as Imperial are Jeannette production! Berry Wiggins (probably the best glass researcher of the last two decades) correctly attributed these candleholders, bowls and spittoons to Jeannette in his book (Great American Glass of the Roaring 20s & Depression Era, Book 2; J. Measell & B. Wiggins; The Glass Press Inc., 2000).

It would greatly help if you can get a close-up picture of your glass so that I could be sure that we are talking about the same things! If you have a digital camera, simply drape a white pillowcase over the back of a chair or similar item and place the candleholders and bowl on the sheet. **DON'T USE YOUR ZOOM setting**, just move in close until the pieces fill most of the screen yet seems to be in focus. Many digital cameras go out of focus when you get too close and try to use the zoom! It's just the nature of the lens system. Try taking a picture with the flash or place the items where natural sunlight can hit them directly. Hope this helps. Dave Shetlar

FOLLOW-UP: Thank you for your response. I appreciate that you took the time to answer. I started looking at Jeannette Glass Company items and didn't find anything like my bowl or candle sticks.

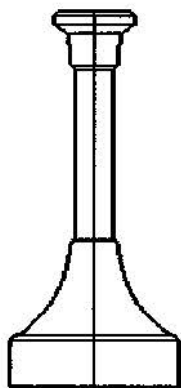
I found this photo on ebay and it is my bowl exactly. Do you think they have misnamed the item? I'm surprised at the price considering what I was offered for the set several years ago...although I'm not interested in selling.

Again, thank you for responding and I hope to hear what you think of the attached item.



Well, this is certainly an instance where the saying "a picture is worth a thousand words" rings true! The photo you sent is an Imperial, not Jeanette bowl. We misinterpreted your description completely. Your bowl is Imperial's #5141 Floral and Optic, flared, 3-footed (toed) bowl in marigold/Smoke. Most of the examples of this bowl found in marigold, smoke and clambroth have the shiny carnival surface iridescence. The bowls that came in the other Imperial colors such as amberina, red, white (Iris Ice), teal (Green Ice) and purple (Amethyst Ice) have the onion-skin, stretch effect to the surface iridescence. Carnival and Stretch collectors consider this piece a "cross-over" piece. We suspect that it could have been a transition piece when the company moved from carnival production into stretch production.

Carl Burns' book "Imperial Carnival Glass," Collector Books, 1996, shows a few examples of this piece, but not in smoke/marigold. There is a nice little copy of an ad featuring an assortment of shapes in this pattern that was published in the March 1924 Butler Brothers catalog. In his value guide section, he values this bowl at \$100. Stretch glass collectors generally are not fans of the pieces that do not exhibit much or any of the characteristic stretch effect so the marigolds/clam-broths/smokes aren't as popular. Occasionally, the smoke can have a nice stretch effect and it can be very dramatic. When it has this effect, the color is referred to by stretch collectors as Blue Ice (the smokey color can have a bluish tint). The "Ice" names are those assigned by Imperial to their items with this iridescent effect.



We are now more inclined to think that your candleholders, too, may be Imperial rather than Jeanette. This octagonal shape came in two heights--7" (#6007) and 9" (#6009). I'm including a link to our personal stretch glass website. This link will take you straight to the section on Imperial candleholders. We do not show these sticks in the smoke color, but there is an example in a similar color in a different shape. At the bottom of the page you will find links to other sections that you may take a look at including one for Imperial bowls.

<http://shetlarglass.com/stretchglass/>

SGCompanies/Imperial/IMPStretch/IMPStretch4.htm. If you have additional questions, don't hesitate to contact us. Renee



You certainly made my day. I was set to visit the library during my lunch hour but they are closed on Monday. My husband forwarded your message to work. Thank you so much for the information. After looking at Jeanette glass I didn't think that fit my bowl at all. I agree about the candle holders - I found that shape on your site. I will still visit the library to look at the books you mention.

I've never been a fan of carnival glass. It is a bit much for my tastes. The piece I have is full of sentimental value and I've always thought it was lovely. Now I know what it is and will stash that information away for a future generation.

In the meantime, I've found that I very much like the look of stretch glass! So I'll study it some more and, who knows, I could become a collector! Thanks again! Dana

Recent Stretch Glass Finds

Unusual Fenton #750-9 1/4" Octagonal Bowl in Wisteria Stretch with molded leaf-patterned, scalloped panels on the base found in Texas.



A #316 Cheese and Cracker set, again in Wisteria, with the Laurel Leaf decoration found on eBay!

The first example we

have ever seen for a Fenton #55-1/2 Cologne in Celeste Blue with a flower stopper of dark green leaves and "lilacish" petals. The flower appears to be original with possibly a cold-applied iridescent coloring for the leaves and standard enamel for the petals.



Seekers & Sellers


Seekers

Cal Hackeman

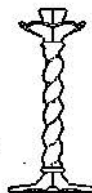


I am always looking to acquire mint condition Iridescent Stretch Glass -- 1 piece or an entire collection -- my wants may be in your collection. I also have a large selection of Iridescent Stretch Glass -- over 100 pieces for sale. A list and photos are available to anyone upon request.

Jim & Pam Steinbach



NEED one blue U.S. Glass twist candleholder with bobeché.



Sellers

Ina Tipton



I have 30-35 pieces for sale. Please contact me for further information.

Dave & Renée Shetlar



We have a new DVD available showing the production of

SGS Souvenirs from 1994-1999 as well as 2005s' Ruby Trumpet Vase and video of the process of blow-molding a vase. Please contact us for details.

SALES STAMPEDE AT CONVENTION!

Come to Convention for access to a great selection of iridescent stretch glass – bargains can be found for those more common pieces you may be looking for to complete your collection and unbelievably good buys for those exceptionally scarce and even rare pieces! You can't buy if you're not there!

Other Conventions, Shows and Sales

NATIONAL IMPERIAL GLASS COLLECTORS SOCIETY 2006 SHOW & SALE - June 3 & 4, 2006

Belmont Technical College, Exit 213, I-70, Belmont, OH
Admission: Saturday \$3, Sunday FREE
For more information – <http://imperialglass.org> or write
NIGCS, P.O. Box 534, Bellaire, OH 43906

NATIONAL WESTMORELAND GLASS COLLECTORS CLUB 2006 CONVENTION AND SHOW - June 9 & 10, 2006

Westmoreland Co. Community College, Youngwood, PA
For more information, contact: Ken Kosoglow at (412)
744-3418 or kkosoglow@alltel.net

THE 26TH ANNUAL FOSTORIA GLASS SOCIETY OF AMERICA CONVENTION, SHOW AND SALE - June 9, 10 & 11, 2006

For more information, write to FGSA, P.O. Box 826,
Moundsville, WV 26041 or visit <http://fostoriaglass.org>

INTERNATIONAL CARNIVAL GLASS ASSOCIATION CONVENTION & AUCTION - July 18-22, 2006

Cedar Rapids Marriott, 1200 Collins Rd., NE
Cedar Rapids, IA

For more information –
<http://internationalcarnivalglass.com>

2006 ANNUAL NATIONAL CAMBRIDGE COLLECTORS CONVENTION, SHOW & SALE - June 21-25, 2006

Pritchard-Laughlin Center
Cambridge, OH

For more information – <http://cambridgeglass.org>

21ST ANNUAL TIFFIN GLASS COLLECTORS SHOW & SALE - June 24-25, 2006

Saturday 10:00am to 5:00pm, Sunday 11:00am to 4:00pm
School of Opportunity, 780 E. Co. Rd. 20, Tiffin, OH
Admission \$3.00

For more information, write to: info@tiffinglass.org or
Tiffin Glass Collectors Club, PO Box 554, Tiffin, Ohio 44883

NATIONAL FENTON GLASS SOCIETY 16TH ANNUAL CONVENTION - July 29, 30 & 31, 2006

Lafayette Hotel, Marietta, OH

For more information, call 740-374-3345 or write P.O.
Box 4008, Marietta, OH 45750

FENTON ART GLASS COLLECTORS OF AMERICA 30TH ANNIVERSARY CONVENTION - August 1 - 4, 2006

Holiday Inn, Parkersburg, WV

For more information, call 304-375-6196 or email
fagcainc@wirefire.com or write FAGCA, P.O. Box 384,
Williamstown, WV 26187

The National Imperial Glass Museum



3200 Belmont St, Bellaire, OH 43906,

740-671-3971

Hrs: April 1- October 31,

Thur. - Sat. 10am - 3pm

Admission: \$3.00 per person, present your
NIGCS membership card to gain free
admission



The National Museum of Cambridge Glass

136 South 9th Street, Cambridge, OH

April through October – Wed-Sat: 9am to 4pm,

Sun: noon-4pm

740-432-4245



AND FUTURE CONTEMPORARY AMERICAN GLASS MUSEUM

1153-1157 N. Orange St., Redlands, CA

Open WEEKENDS 12-4

(909) 793-3333, <http://glassmuseums.com>

The Tiffin Glass Museum

25 South Washington Street, Tiffin, Ohio 44883


419-448-0200

Hours: Tuesday through Saturday,

1:00pm to 5:00pm

Admission is FREE





CONVENTION SOUVENIRS & COMMEMORATIVES

1994 Ruby, Twin-Dolphin Fan Vase, signed by Frank M. Fenton for SGS 20 th Anniversary	SOLD OUT
1995 None Produced	
1996 Cobalt Blue, Twin-Dolphin Square Vase	SOLD OUT
1997 Black, Twin-Dolphin Comport	SOLD OUT
1998 Amethyst, Center-Dolphin-Handled Server	SOLD OUT
1999 Violet, Flared Tulip Bowl for SGS 25 th Anniversary (2 nd Quality)	\$36 each
2000 Red, Flared Rib-Optic Comport (1 st Quality)	\$47 each
2001 Aquamarine, Twin-Dolphin Vase (1 st Quality)	\$46 each
2002 Emerald Green, Melon-Rib Candle Holders (1 st Quality)	\$85 pair, or \$45 each
2003 Topaz Opalescent, Diamond-Optic & Threaded Footed Bowl (1 st Quality)	\$45 each
2004 Ruby, Diamond-Optic Comport for SGS 30 th Anniversary (1 st Quality)	\$55 each
2005 Ruby, Tri-Corner Trumpet Vase (1 st Quality)	\$55 each



2006 SOUVENIR – See Convention Packet

FOUNDED APRIL 21, 1974 IN DENVER, PENNSYLVANIA

THE STRETCH GLASS SOCIETY

QUARTERLY

<http://stretchglassociety.org>



First Class Mail

TO:

NOTICE: The SGS Quarterly newsletter distribution schedule is: FEBRUARY, MAY, AUGUST and NOVEMBER.