

THE STRETCH GLASS SOCIETY

Message from the President
Cal Hackeman

QUARTERLY

JULY, 2003

Inside

Remarkable Glass!	5
Convention In Color	6
Convention Report	8
Auction/Raffle Results	10
A Few Words From	11
In The Limelight	12
Letters/E-Mails	12
Seekers/Sellers	14


Presentation Packet Available FREE!

For your next presentation on Stretch Glass, borrow the SGS presentation packet to support your 'Show & Tell' Shipping, both directions. will be paid by the Society! Included in the packet:

- ▶ **VHS videocassette** of SGS club souvenirs being made by the Fenton Art Glass Company
- ▶ **35mm slides** illustrating the process of making stretch glass
- ▶ **American Iridescent Stretch Glass**, by Madeley/Shetlar as support (if you don't have a copy)
- ▶ **Dolphin Photo Album** from the 1996 Convention Club display
- ▶ **"Stretch, that 'Other' Iridescent Glass,"** by Helen and Robert Jones in *Glass Collector's Digest*
- ▶ **Talk Tips**, some suggestions to help you organize your talk

Contact: Dave Shetlar at

© Copyright, 2003 - The Stretch Glass Society. All rights reserved. No material may be reproduced, in whole or in part, in any form whatsoever without written permission of the Executive Board.



Newly elected SGS President, Cal Hackeman


Fellow Iridescent Stretch Glass Enthusiasts,

Happy New Year....indeed, it is a happy new year for the Stretch Glass Society and your officers and board of directors, both those newly elected at the annual convention and those continuing in the second year of their term. I want to **thank you** for the opportunity to serve as your president for the next 12 months. My interest in Iridescent stretch glass began about 12 years ago when I acquired a small collection and then shortly thereafter attended my first convention (Batavia, NY, if I remember correctly). Today, iridescent stretch glass is one of my favorite collectibles and helping to spread the word about this wonderful glass has become somewhat of a passion for me.

Just as many declare their resolutions for the new year, so have we, **the leadership team of the Stretch Glass Society, set out our goals and objectives for the 2003-2004 year.** I know you will find them exciting and we are looking forward to your participation and celebration as the plans become reality and we reach out to the world of collectors and dealers to help them understand iridescent stretch glass and The Stretch Glass Society.

So, you ask, what are these plans to which you refer? They are quite simple, actually.

Our mission for the next 12 months will be to educate the collecting, buying, selling and researching world about iridescent stretch glass—what it is (and what it is not), when it was made and how to learn more about it—and to enlist those collectors, buyers, sellers and researchers as members of The Stretch Glass Society and ambassadors of iridescent stretch glass.



The primary means we will use to accomplish this mission will be an **outreach program to collectors, dealers, researchers, and enthusiasts** everywhere who are interested in some way in iridescent stretch glass. You will notice I am referring to our glass as **iridescent stretch glass**....this is something I ask each of you to begin doing in an effort to distinguish our glass from all the other glass which is sometimes referred to as stretch or stretched glass.

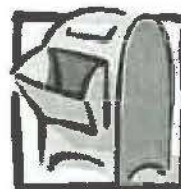

Our outreach program begins with you, the members of the Stretch Glass Society...each and everyone one of you. While the Board of Directors and Officers will lead the program, I ask each of you to get involved, do something to raise the level of awareness about iridescent stretch glass in your local area and create enthusiasm for our glass. **How can you help?** I am so glad you asked. We are launching a campaign to contact hundreds, maybe thousands, of other collectors, who we believe might be, or might want to be (given the chance), iridescent stretch glass enthusiasts. We may ask you to help stuff some envelopes with information about iridescent stretch glass; we need to know of your local antique/collectible-related publications which we may contact with news and information about our Society and glass, we will be asking you to look for opportunities to display or show some of your iridescent stretch glass so that others may see how beautiful it is and there will be more. **Everyone can be involved** in getting the word out about iridescent stretch glass whether it be by putting up a display in your local library, recruiting a new member, giving a talk, answering questions for a reporter, taking a few pieces to the Antique Road Show or just stopping to talk to the dealer with the blue bowl or bon bon at the local flea market to make sure she/he knows what they are selling and **has an opportunity to join the Stretch Glass Society**. More details follow elsewhere in the newsletter; please let us know what you are doing so we may highlight all our members' activities in the next newsletters.

Please welcome two new members to the leadership team: **Stephanie Leonard** of Massachusetts joins us as Vice President. Stephanie concentrates on Celeste Blue iridescent stretch glass and will be leading our efforts to expand and retain our members. **Sharon Mizell** of Maryland, joins us as Director for Advertising and Promotion. Sharon collects Topaz iridescent stretch glass and is fast becoming one of the leading dealers offering our glass for sale. Sharon will be coordinating our outreach program to dealers, antique mall and shop owners, the media, other clubs and more. We are also pleased to have **Helen Jones** continuing in the leadership position of Webmaster. Helen and her husband, Bob, specialize in cups and saucers, including iridescent stretch glass ones and also buy and sell our glass whenever they can find it. These members, along with **Joanne Rodgers**, who was re-elected Director of Conventions, join the remaining members of the Board who are in the middle of their 2-year terms. As you can see, we have a full Board of Directors with lots of energy and enthusiasm. The Board of Directors will be meeting via teleconference monthly as we roll out the outreach program, plan for the 30th anniversary 2004 annual convention, show and sale, select the next Club souvenir piece and continue to promote our glass and interest in it.

We welcome your input and comment. Please feel free to contact me via phone [REDACTED] or email [REDACTED] or my regular mail at [REDACTED]

I look forward to bringing you more details in a few months in our next newsletter. In the meantime, have a great summer collecting iridescent stretch glass and send us a note about your finds for inclusion in the next newsletter.

Happy collecting, buying, selling, researching....and admiring!
Cal




STRETCH GLASS SOCIETY EXECUTIVE BOARD

PRESIDENT: Cal Hackeman



VICE-PRESIDENT: Stephanie Leonard Bennett



SECRETARY/
NEWSLETTER
EDITOR: Renée Shettlar



TREASURER: Phillip Waln



DIRECTORS

ADVERTISING/PROMOTION: Sharon Mizell, MD/2005

CONVENTION/SHOWS: Joanne Rodgers, OH/2005

HISTORICAL INFORMATION: Arna Simpson, MD/2004

NEWS/TECHNICAL INFORMATION: Dave Shettlar, OH/2004

WELCOME NEW MEMBERS!

Julie Kruse, [REDACTED]

Elaine Laikind, [REDACTED]

Trina Smith, [REDACTED]

Help us welcome our newcomers, send them an e-mail or give them a call! Hope to meet you all soon!

Annual Membership Renewal Rates – \$22 Continental US, US\$24 Canada

Be an SGS Ambassador – Help Recruit New Members

New Member Dues are Prorated After the First Quarter

January through March – \$22/US, \$24(USD)/CANADA

April through June – \$16.50/US, \$18.50(USD)/CANADA

July through September – \$11/US, \$13(USD)/CANADA

October through December – \$5.50/US, \$7.50(USD)/CANADA

(New members joining during the last quarter should be aware
that our renewal fees are due annually on
January 1st and that the statements are mailed with the
October **SGS Quarterly** newsletter)

SGS WEB SITE

<http://members.aol.com/stretchgl/>

Any SGS member who would like to have a reciprocal link
between the SGS site and their personal web site, contact Helen
Jones, [REDACTED]

"BOOK TWO"

via the Internet at Dave Shettlar's web site

<http://bugs.osu.edu/~bugdoc/Shettlar/StretchGlass/Sgopenpage.htm>

Past Newsletters are Available to Members

For details on prices or an order form,
contact Renée Shettlar via e-mail at
[REDACTED]

or via telephone at [REDACTED]



WARNING

There is an e-mail
circulating addressed to users of
eBay which looks quite "official." It
reads:

"We are currently performing regular
maintenance of our security
measures. Protecting the security of
your eBay account is our primary
concern, and we apologize for any
inconvenience this may cause. Please
confirm your account ownership by
entering the information below.

eBay Registered Email (Please use
your registered Ebay email instead
of your username ID)
eBay Password "

If you receive such a message, go
to this eBay site:

[http://pages.ebay.com/help/new/
reporting_spam.html](http://pages.ebay.com/help/new/reporting_spam.html)

Ebay will NEVER ask you for this
information in an email!

SGS Souvenirs/Commemoratives –

1994 Ruby, Twin-Dolphin Fan Vase, signed by Frank M. Fenton for SGS 20th Anniversary – SOLD OUT

1995 None Produced

1996 Cobalt Blue, Twin-Dolphin Square Vase – SOLD OUT

1997 Black, Twin-Dolphin Comport – SOLD OUT

1998 Amethyst, Center-Dolphin-Handled Server – SOLD OUT

1999 Violet, Flared Tulp Bowl for SGS 25th Anniversary (2nd Quality) – \$36 each

2000 Red, Flared Rib-Optic Comport (1st Quality) – \$47 each

2001 Aquamarine, Twin-Dolphin Vase (1st Quality) – \$46 each


2002 Emerald Green, Melon-Rib Candle Holders (1st Quality) – \$85 pair, or \$45 each

2003 Topaz Opalescent, Diamond-Optic & Thread Footed Bowl – \$45 each

2004 ?? SGS 30th Anniversary Commemorative

Prices listed are in US dollars. Canadian members must add US\$5.00 per piece for international postage. For additional information and an order form, contact Jim Steinbach (STRETCHSOCIETY@aol.com or P.O. Box 117, Sunbury, OH 43074-9703)

**See Special Post-Convention Mix-N-Match Sale
Enclosed with this Newsletter!**



*Randy Clark
& Associates Auctioneers*

BERRY WIGGINS' GLASS AUCTION

Tentatively Scheduled

JULY OR AUGUST 2003

Inquire for date confirmation with Randy Clark
by email or telephone at:

MEVanZan@aol.com

(740)783-8000

Dexter City, Ohio

<http://www.randyclarkauctions.com/>

Dear Friends from The Stretch Glass Society,

Please know that your sympathy, prayers, calls, and cards have eased the pain in this time of great grief for me and my family. Alan's death has been a tremendous loss for all his family and friends. We thank you for the beautiful flowers, kind words, much needed support and love you have shown. We miss him terribly.....

Janet Reichling, mother of

Alan M. White Jr.

(April 9, 1965 to May 8, 2003)



Remarkable Glass! at the 2003 SGS Convention and Show

by Dave Shetlar, Director

News/Technical Information

Each year, I can't wait to see what our members bring to our show! Every time I believe that I've seen it all, items show up that may be entirely new to me while many others are known pieces, but in different colors or shapes. Our 2003 convention certainly lived up to that anticipation. I've only picked a small number of interesting and unusual items for this newsletter and I include more of these items in some of the future newsletters.

Our Club Display was of stretch glass in pastels, so Cal Hackeman brought—for his personal display—his collection of Diamond Egyptian Lustre as a contrast. From the small to the large, he had a small 7½-inch diameter bowl which was made from the same 3½-inch based plate illustrated in the stretch glass book (plate 48). At the large end of the scale was a monster 12-inch diameter bowl with a 5-inch base. This is the same bowl shown in blue (plate 30) in "the" book. Cal also displayed his 14-inch diameter low bowl with exceptional gold and white enamel decoration. The glass handlers must have arms like Popeye in order to be able to manipulate these pieces in the snaps!

Of greatest interest to me was a low bowl with what appeared to be three applied feet and a pontil. When I first saw it, I thought that Cal had made a mistake in including a piece of art glass! However, upon close inspection, the feet were molded and the ground area was actually a ground marie (a small knob which was used to hold the piece during shaping and application of the iridescent spray). The mold that was used to make the blue bowl figured in plate 29 appears to be the origin of this black bowl as well. This bowl could easily be mistaken for a true art glass piece since there no classical mold marks present! I suspect that Diamond used a shell mold to make this piece. In shell molds, the base is one piece of steel and the mold is turned upside down to drop out the molded glass.

Tom and Sandy Monoski brought a great variety of items, including several cross-over pieces that carnival collectors would "claim as theirs" (I'll show those later). I couldn't believe my eyes when they unwrapped a perfect example of the Fenton #844 covered bonbon with the flower top knob. Tom mentioned that the seller had stated that the top wasn't iridized very well, but that is typical of these pieces! Without reshaping, the classical stretch effect is not developed. They also brought a Fenton #1504A, triple-dolphin bowl (10½-inch wide) in AMBER. Renée and I had tried to bid on this piece on eBay, but we couldn't scrape up enough cash for such a desirable piece! We thought that it may have been a piece of weak tangerine. It was great to see this very uncommon color from Fenton. We have only seen some medium sized bowls in Amber stretch glass from Fenton.

Tom and Sandy also showed up with an Imperial 11½-inch tall vase in "smoke-on-milk!" When I picked up the

piece, it was as light as a feather! Even Howard Seuffer (the former Fenton quality control officer who has given us two banquet talks) mentioned that Imperial had worked hard to make such a delicate piece. Monoski's Fenton Ruby "cut ovals" console set consisted of a 9¼-inch #607 bowl and #369 candleholders. In the Fenton catalog pages, they normally paired the #647 flared and cupped bowl with the 10-inch candleholders. Their Fenton #604 bowl in Wisteria was a whopping 13-inches in diameter. These bowls are usually simply flared, punch bowls, or occasionally crimped. Two other rare treatments from the #604 mold is the 14-inch low bowl (plate 115) and 16 to 18-inch plate (plate 201). Tom and Sandy also displayed a U.S. Glass #310 low footed comport with the open work rim cupped up. The other pieces that I've seen of this form have the rim straight out or rolled down. While there were some minor cracks in the open work area, it was an outstanding exhibit piece.

Bill Crowl brought several pieces for display including TWO Imperial sugar and creamer sets! The set with decal decoration, and an underplate, is in the book (plate 431), but Bill had an additional set without the plate and no decoration. We had some long and hard negotiations with Bill since we had found a creamer and plate without decoration a couple of years ago! Bill also displayed a U.S. Glass handled server with the Cumula enamel decoration. I noticed that many of our members tried to talk him out of this piece, but he insisted that it was "part of his collection." On his sale table, I spotted a difficult-to-find U.S. Glass mayonnaise dish in amber. This one has the optic rays and points which is the line that we have yet to identify.

For the pastels club display, three unusual mayonnaise sets showed up WITH ladles! Joanne Rodgers displayed an Imperial octagonal set in pink with decal decoration and gold accent paint. Of special interest was the complementary ladle which had been given a *satin* treatment yet still had the decal decoration. This made for a very pleasing contrast in the set. Cal showed a U.S. Glass mayo and ladle with the Cumula decoration. Even the small ladle had the enamel design! I wasn't sure that the interior of the ladle was iridized, though we know of pink and green U.S. Glass ladles that are iridized. Jim Steinbach had been lucky enough to find a Lancaster mayo set with a matching enameled ladle! In this case, it was evident that the ladle was not iridized.

During one of our discussion periods, I noticed that Sharon Mizell had an 8-inch tall Diamond vase which is commonly confused with Fenton's vases of the same size. From the pictures, you should be able to see that the Diamond vase has a thick layer of glass in the bottom while the Fenton one is thin. The Diamond vase also has a true snap bottom with a collar, but the Fenton vase only has a rounded base. If you look inside the bottoms, the Diamond vase had a definite hollowed area, while the Fenton vase is nearly flat across the entire bottom—now, check your vases to see which ones you have!

Hope these pieces spur you on in your search for additional interesting pieces of iridescent stretch glass! Great pieces show up in all kinds of places and you simply have to be on the look out for them! Good hunting!





Diamond 7 5/8" bowl



Diamond 3-footed bowl with ground marie, 9 3/4" diameter.



Fenton #844 covered bonbon.



Diamond 12" diameter bowl (5" base).



Fenton #1504A bowl in AMBER!



Imperial sugar and creamer set.



Diamond 14" diameter bowl with gold & white enamel floral decoration.



Imperial smoke on milk vase.



Comparing the Diamond (left) and Fenton (right) 8" vases.



Fenton console set in Ruby "cut ovals."



U.S. Glass mayo in amber.



Fenton #604, 13" diameter flared and cupped bowl.



U.S. Glass handled server in Cumula.



Imperial mayo set in pink.



U.S. Glass #310 Open Work compot.



U.S. Glass mayo set in Cumula (upper right)



Lancaster mayo set in Green Lustre (right)

Member Displays 2003



Tom & Sandy Monoski brought some great cross-over pieces!



Fred & Ama Simpson brought "all they had" in pastel stretch glass!



Renee & Dave Shetlar brought their recent purchases for display.



Joanne & David Rodgers displayed most of their glass in the club display!



Jim & Pam Steinbach have a tradition of bringing the year's purchases.



Fred & Ama Simpson, and Joanne Rodgers look on while Bill Crowl tries to "deal" with Renee Shetlar.



Ramona & Eldon Schroeder displayed different forms made from the same mold.



Some of the greens and pinks that were part of the club display of pastels.



Sharon Mizell rechecking prices of their "for sale" pieces.

29th Annual Convention/Show Report

April 30 – May 3, 2003

Holiday Inn, Parkersburg, WV

by Joanne Rodgers, Director

The time between Stretch Glass Society conventions is sooooo long and the time spent there is gone in the blink of an eye.



L-R: David Rodgers, Millie Coty, Walt Spung, Bill Mizell and Bill Crowl

member-to-member Sales Stampede. The anticipation was obvious.

The club display of pastel pink, green and aquamarine began to take shape as members presented their prized



L-R: Tom & Jean Bucher, Ramona Schroeder and Jim & Pam Steinbach



Cambridge sherbet with satiny iridescence!

pieces to be added to the tables. By the end of the evening, there was 30 feet of pink, green and aquamarine stretch glass represented by everything from common bowls to "I've never seen that shape before!"

Thursday morning began early with more unpacking and set up then peaked at 10a.m. with the Stampede. From the number of smiling faces, it appeared everyone secured, at least, one coveted item.

The afternoon included Dave Shettlar's discussion and identification of selected items from members' displays and

Members began arriving Wednesday afternoon and evening. Within a short period, the ordinary hotel ballroom reflected brilliant shades of every color created in iridescent stretch glass in preparation for Thursday morning's



L-R: Bill Mizell, Tom Bucher, Tom Monoski, Jean Bucher and Sharon Mizell

the club display. As well as eliciting the usual 'ooohs' and 'aahs', Dave's information provided us all with a great education. From Wednesday through Friday, Dave could be seen carrying glass from tables to his photography "studio" in the corner where he was recording glass to be added to his website.

About 4p.m., Millie Coty and Arna Simpson called our attention to the enticing food they had set out for the Welcome Reception. Most of us never went out to dinner after eating all of their great "snacks."



L-R: Dave Shettlar, Howard Seuffer and Bill Mizell

Friday was mostly an "open" day and was spent by many club members combing the area shops for bargains; some with great success.

The Friday night schedule began with the Annual Business Meeting, the minutes of which are enclosed with this newsletter. After an ample buffet dinner, our speaker, Reyne Haines (pronounced "rain") talked for more than an hour giving insights into her career which began with



L-R: Tom Monoski, Reyne & Tim Haines

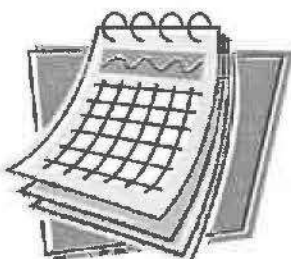
collecting and selling Depression Glass and grew into an exclusive Cincinnati gallery featuring American and European art glass and select items of art. If you are a PBS RoadShow devotee, you may have seen her at the glass appraisal table. It was an enlightening and often amusing behind-the-scenes trip.

NOTICE!

Date Change for 2004 Convention

July 28 to 31, 2004

CLUB DISPLAY: Fenton's Iridescent Stretch Glass Colors: Royal Blue (cobalt), Ruby, Tangerine and Wisteria
GUEST SPEAKER: Dave Fetty, "retired" Fenton Glassworker



These dates overlap some of the "pre" activities of the National Fenton Glass Society and Fenton Art Glass Collector's Association conventions which begin on Saturday—the 31st—and the following Tuesday, respectively.

The Marietta (Ohio) Flea Market begins on Friday—July 30th—and the Fenton Glass Show in Williamstown (WV)—which opens on Wednesday—are activities that have traditionally drawn many Fenton club members into the area prior to the start of their conventions.

Obviously, changing our meeting dates is an experiment and is an attempt to provide more SGS members an opportunity to attend our convention. Over the years we have received numerous requests to change the date away from the "school year" for those members who are parents and/or teachers. So, here we are, moving our dates to try to help you out—now, there will be no excuses!

This experiment not only involves an attempt to meet the needs of our parent/teacher members, but also to broaden our potential exposure to others in related collectible areas—thus, our decision to schedule our convention immediately preceding the Fenton clubs' annual meetings. Our hope is to catch the attention of the NFGS and the FAGCA members who arrive in the Marietta/Williamstown/Parkersburg area early to hunt through the various antiques shops, malls and the flea markets.

We will be extending a special invitation to the Fenton club members and the public to visit during our public hours which will be Thursday evening from 6-10pm and Friday, from 10am-4pm. We need your help, however, to be successful. We must all make a concerted effort to do what we can to help promote our public times. We will be sending press releases to the other glass clubs for

insertion in their newsletters and a show card/flyer campaign will be undertaken to place cards or flyers in all the area antiques shops and malls. **We appreciate all that you will be able to do as ambassadors for The Stretch Glass Society and the iridescent stretch glass that we all love to collect.**



Make Your Room Reservations Early!

Due to the greater demand for hotel space, it will be important for you to make your arrangements with the hotel early. Many of the Fenton club members make their reservations a year in advance in order to arrive early for the pre-activities. To assure that you will be able to have accommodations at the site of the SGS convention, please follow the instructions below:

Between Now and September –

- call the hotel's new toll-free #: 1-877-985-6200
- when prompted, press or dial "1" for Sales
- when prompted again, press or dial "1" for Shannon Watson's direct line

Shannon will be available to take your "pre-reservation" between Monday and Friday, from 8am to 5pm.

After September, you will be able to call their reservations desk directly by using the same toll-free number. In either case, be sure to tell them that you are reserving for the Stretch Glass Society convention and that you wish to have a room in the SGS block of rooms on the first floor.


If you are not able to get a room at the Holiday Inn, please contact Millie Coty [redacted] or Renée Shetlar [redacted] and they will provide you with a list of other area hotels.



MORE IN '4!

Conventions Beyond

Following the 2004 convention, if the membership feels that the Parkersburg site and date change has been successful, we will consider abandoning our nomadic ways and become permanent "residents" of the Parkersburg Holiday Inn. The motel is central to many historic sights and some good antiquing. The dates for 2005 and afterward will be determined by your feedback on next years convention. Come to convention in 2004 and take part in this decision-making process!



The 2004 Convention Whimsey Auction was a success. The bidding was spirited and a good time was had by all. We had a record 8 absentee bidders placing 18 absentee bids.

This Whimsey auction grossed \$1340.00 for The Society. We had two successful absentee bidders who purchased three of the whimsys. See the table below for the results of the Convention Whimsey Auction:

ITEM #	DESCRIPTION	WINNING BIDDER	WINNING BID
#1	Violet plate decorated by J. K. (Robin) Spindler	Donna Baird*	\$ 80.00
#2	Red basket with clear crest and twisted handle	Augusta Keith*	\$ 80.00
#3	Aquamarine oval twin dolphin comport flattened	Cal Hackeman	\$ 55.00
#4	Aquamarine oval twin dolphin comport with pink chiffon crest	Augusta Keith*	\$115.00
#5	Emerald green spun vase candlestick	Pam Steinbach	\$110.00
#6	Emerald green JIP candlestick	Kirk Glauser	\$ 55.00
#7	Emerald green high swung vase candlestick	Renée Shetlar	\$ 95.00
#8	Emerald green heart shape candlestick PAIR	Joanne Rodgers	\$ 70.00
#9	Topaz opalescent tri-fold bowl	Ramona Schroeder	\$ 45.00
#10	Topaz opalescent pinched and 6 pt. crimped bowl	Ramona Schroeder	\$ 50.00
#11	Topaz opalescent rolled rim bowl	Cal Hackeman	\$ 70.00
#12	Topaz opalescent handled pitcher	Cal Hackeman	\$100.00
#13	Topaz opalescent spun tray	Jim Steinbach	\$190.00
#14	Topaz opalescent basket with black twisted handle	Joanne Rodgers	\$125.00
#15	Topaz opalescent square bowl decorated by J. K. (Robin) Spindler	Joanne Rodgers	\$100.00

- Absentee bid



RAFFLE A

RAFFLE RESULTS

The Raffle A piece was won by Joanne Rodgers and the Raffle B piece was won by Mildred Coty.



RAFFLE B

A Few Words From.....

Vice-President, Membership –

Stephanie Leonard Bennett

Hi Everyone,
I'm grateful for the honor of serving as the new Vice President of our Society. Membership matters have traditionally been part of the duties of Vice President. So I'm doubly grateful that Cal, our new President, Sharon, our new Director of Advertising/Promotion and our entire Executive Board are working together on a promotional campaign for increased membership this year. We need a larger critical mass of members to continue the business of our society.

Thinking of promoting the benefits of membership to others makes me remember why I joined and what the Stretch Glass Society has meant to me. I'm sure that all of us have similar stories.

When I joined in 1991, I was the only person I knew who collected stretch glass, and I had only a few pieces. Through Berry Wiggins' book, I found Berry and was introduced to and welcomed warmly by the club. Since then, in the newsletters and at convention, I've seen more beautiful glass, learned more about its manufacture and identification, and found more friends who share my passion than I could have by myself. I'm proud to tell others that I belong to the Stretch Glass Society and to show off our newsletters and website. There are still collectors out there who don't know about our Society and would like to join if they did. And there are potential collectors who have inherited or bought a couple of pieces of stretch glass without knowing what it is. In order to educate and entice these folks, Dave Shetlar has put together a 1-page, 2-sided Iridescent Stretch Glass information sheet. It has beautiful pictures and loads of information, including the website. It will be available to all members to display at shows, in malls, or at clubs in your area.

I'm working with Sharon to develop a prospecting database of contacts, so that we don't duplicate efforts. I'm creating mailing labels for other glass clubs, museum curators, and auctioneers. We'll send them the information sheet, a membership form for joining SGS, and a cover letter from me about the benefits of membership. If you have member lists from other glass clubs, please send them to me. Electronic format is best, but paper is OK too. (I'm brushing up my typing skills.)

We also want to target those who buy and sell stretch glass on eBay. I don't mean the members we get via our SGS eBay auctions -- Jim Steinbach, our

Ways and Means Director does a great job with those. But we'd also like to send an e-mailed version of the 'benefits of membership' letter and membership form to others who trade in iridescent stretch glass.

This is where I need help, please; from one or two of you members who regularly frequent eBay and are willing to send me email addresses of prospects—perhaps those with whom you have bought or sold to. You wouldn't need to communicate with them yourself, just collect addresses and email them to me. My email address is [REDACTED] and my mailing address is [REDACTED].

We've already had volunteers to assist in the mailing effort. We're assuming that lots of you are willing to do a little to help, too. So if we don't hear from you, you may hear from us. Thanks in advance for your suggestions and help with this campaign.

Director of Advertising and Promotion –

Sharon Mizell

Hey there Fellow Stretch Glass Club Members,
Wasn't it a good convention, but wouldn't it have been even better to have had more people in attendance? Here's where we can all help by doing our part. After all, it is everybody's club, not just the officers and board members! Each one of us has contact with people that no other club member knows. Therefore, we all need to take an active role and use some of the great educational material about stretch glass that has been developed, to shows, other glass events we attend, and to other glass collectors we know who might develop an interest in joining our club (or, at the very least, might be interested in attending the convention).

Those of us who are dealers are in a unique position. We can have glass in our booths or glass cases in antiques malls or shops and at various conventions and shows, in addition to the informational materials provided by the club, which all show the beauty of iridescent stretch glass and potentially entice new members.

A new, two-sided Information sheet is available, as well as forms for joining the club, just for the asking (contact the Shetlar's or Cal Hackeman for copies). Even if you can't see the immediate benefit, think down the road to the time when you or your heirs will be ready to dispose of your glass. We need to develop more and younger collectors who will be ready to purchase that glass.

Come on everybody, let's do our part to make this not just a good club, but a really great, active, vibrant one with a lot of enthusiastic members. Remember, enthusiasm is contagious. I'm sure we will see the results at the convention next year in Parkersburg.

Make your reservations NOW.



IN THE LIMELIGHT!

assembled by Renée Shetlar

On April 14th, Joanne Rodgers presented a program on iridescent stretch glass to the Samplers, an antiques/collector club in Brecksville, Ohio. Here is her report.



Joanne Rodgers with a dynamite Imperial Ruby bowl

This group of 23 inquisitive women with varied interests, meet monthly to hear speakers on a wide range of subjects. Not one of them knew about stretch glass so I had an attentive audience.

Of the four groups to whom I have spoken, this one asked the most questions and took the most time to handle and inspect the glass displayed.

They looked for mold marks, asked for further information regarding pontil marks vs basil knob marks, compared the Fenton, Northwood and Diamond bonbons and, generally tried to apply the information I had given.

When giving these talks I take examples of the many colors—pieces from every company and a variety of decorations and patterns. Each piece is labeled with the company name and notations of the differences/similarities in those pieces which, to the uneducated eye, look the same (i.e., bonbons, covered candy jars and candleholders).

At the end of the evening, I was most pleased that I had been able to answer their questions thanks to our stretch glass "bible"—*American Iridescent Stretch Glass* information from the newsletters, and the many discussions held at our annual conventions. I guess more information soaked in than I realized!

Member Letters & E-Mails

From: Kathy Evans, [REDACTED]

Sent: February 03, 2003

Subject: SGS Souvenirs Follow Up

[EDITOR'S NOTE: Kathy and I have become good "pen pals;" I can generally count on her to send me several good questions. The following is a continuation from a series published in the April *Quarterly*. Kathy had asked for a list of SGS souvenirs because she thought she was missing some]

Well, I'm doing a lot better than I thought—just missing the 1997 and 1998 pieces. I know these don't come up for auction often but now I'll be able to keep an eye open for them.

I don't have the Fenton book you described in your earlier e-mail so I can't check out the pictures for the new piece—[2003 souvenir] guess: I'll just be surprised when I see it in the



#1536 Comport, Fenton

newsletter.

I would suggest a cologne or something else unusual (perhaps a comport with a beautiful stem like plates 175-178) for the 30th anniversary piece. And PLEASE no dolphin pieces! I know people like them but I think we need to wait a couple years before we have another SGS dolphin piece.

Reply: Great suggestions for future souvenirs! I'll pass them on to Jim; I'd like to see us begin negotiating with Frank now for next year and keep ahead a year.....at least, with the shape. The color is another issue which the company can't confirm until they've made their decision on their own colors for the year.

I'll put a note in the April NL that you are looking for the '97 & '98 souvenirs if you'd like. [which I DID NOT DO, sorry, Kathy; it'll be there this issue, I promise!] Thanks again!

Renée

Another From: Kathy

Sent: May 17

Subject: Fenton 75th Anniversary Pieces in Velva Rose....Is this one?

I've been in contact with the seller on [Ebay] auction #2634070671 regarding this item. He says "I looked in sunlight, under a magnifying glass for the signature. There is an uneven small oval spot on the bottom that is in a different texture than the rest of the glass. There is no lettering on it and there is no 75th anniversary on it either."

Do you know if Fenton did a 75th Anniversary piece of glass in this cupped tulip-bowl shape?

Reply: I took a look at the bowl and it looks just like those still available in the Fenton gift shop. To my knowledge, these were produced in the 20's, but NOT cupped. I don't think they were produced for the 75th anniversary either. I would wager that this is a new piece produced the last year or so because the "oval" does not always come out cleanly from the mold and from the photo, the piece looks as thick as those I've seen in the gift shop.

Hard to swear to this without actually handling it, but that would certainly be my guess.

Renée

From: Mary Henry, [REDACTED]

Sent: March 20, 2003

Subject: My SGS Membership

[EDITOR'S NOTE: Mary is a Charter Member of the SGS. She and her husband, Virgil—now deceased—joined the Society in 1974, at its founding]

Dear Renée, This is to inform you that my son, Bob Henry, is interested in carnival glass now only.

I have a health problem so I can't get around any more, but I still like carnival and stretch glass. So you can take us off of your newsletter list. It was nice meeting the collectors of both types of glass. I have some glass, but Bob is the real collector now.



High-standard Comport, Fenton



Fenton cupped tulip bowl—new?

I met some nice people when my husband Virgil and I attended the conventions. The conventions were my vacation days. I'll miss the conventions and all the nice people I met there. Good luck to all the collectors.

Best regards!

Mary J. Henry

Reply: Mary, thank you so much for your letter. We want you to know that you will remain on our Charter Member roster for as long as you wish. If you decide that you would like to begin receiving the **SGS Quarterly** again, let me know. It is members such as yourself and Virgil that have made the Society what it is today. Thank you and best to you. Renée

From: Betty Staton, [REDACTED]

Sent: March 27, 2003

Subject: SGS Membership Renewal

Greetings, Thanks for the [renewal reminder] card. I always want to be a member but, I forget. We have had illness in our home so I don't know where my notice is located for the dues; if \$22 is not enough, let me know—if too much, use for postage. Thank you, Betty P.S. I have started a collectors club here in [REDACTED]. We meet once a month—speakers—about 20—it is fun. Is anything that people collect.

Reply: Thank you for your wonderful letter, Betty! I know how difficult it can be to keep track of memberships and the like when we have our minds on other, more pressing things. Thank you for your renewal! Don't forget that we have some materials that you may borrow for a presentation on stretch glass if you ever need them for your new group! Renée

From: Rex Tatum, [REDACTED]

Sent: May 13, 2003

Subject: Merry Month of May

Dave/Renee' I think it is always merry for teachers and, of course, you had the convention as well. I am very delinquent in thanking you for the "plug" in the last SGS Newsletter (i.e., Persian Pearl Fan Vase). No luck yet. Could you let me know when/where the Berry Wiggins' auction is to be held. Will there be an online catalog or a printed list, or what. I know that every member of the society feels indebted to him for his sponsorship and would like to have some little something (or BIG something?) from his collection.

Reply: Rex, SO good to hear from you! We have been out of the country (Grand Bahama Is) and just returned late last night.

We will certainly try to encourage Randy Clark to better publicize Berry's sale. Perhaps if you (and others in the SGS) bombard him with e-mails he will get information out (his email address is in the April NL)! Latest word is that it is planned for "around the Fenton clubs conventions." Don't know exact dates, but likely to be sometime the last week/weekend of July or the first week/weekend in August. We are planning to contact Randy to volunteer to help him ID the stretch pieces. [EDITOR'S NOTE: See page 4 of this issue for Clark's phone number and e-mail address].

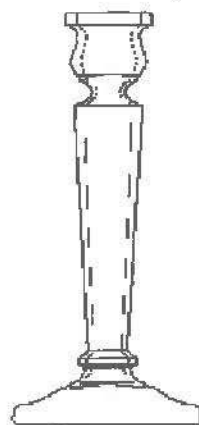
From: Bob Ragan, Arlington, VA

Sent: May 16, 2003

Subject: Northwood Candlesticks #651

Dave & Renee: I hope that you are rested after the convention! I look forward to hearing about it in the

newsletter. Did you take the Imperial, decorated server you bought off of Ebay with you to the convention? Were you able to identify the color as yet?



I just thought I'd pass along that I finally got my Northwood #651 candlesticks! I got them through Ebay and even though they indicated that there wasn't any damage, I did find a tiny ding on an edge near the top but it is on a lower portion so you can't see it unless you really search for it. I'm not worried about it because the iridescence is the best I have ever seen on these sticks. I realized that I had forgotten how truly beautiful these sticks really are. They're heavy and have such a great design.

I've always wondered why they designed them square and not have a complimentary bowl to go with them. The tree bark, square bases obviously go with them but the bowls are far too low compared to the size of these candlesticks! Having candles in them with one of those bowls would look unbalanced. Any thoughts on this? I have them next to my Dugan, Adam's Rib compote like in your plate #37. The blue of the compote matches very well to the blue of the sticks. The height of the compote also goes well with them.



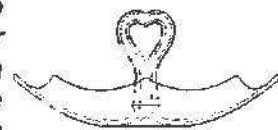
Diamond Glass-ware "Adam's Rib" compote

Did you see the Fenton 220 lemonade set with the etching for sale on Ebay? Unfortunately it is not iridized! Take care...

Bob Ragan

Reply: Hello Bob, well, we had about three days after we got home from convention before we left for the Bahamas; just returned late Sunday night (18th) so we are still in a whirlwind! We have new officers and are making lots of changes with various things in the SGS.

Yes, we took the server to convention, but neither Measell nor Frank came in so we didn't get a chance to talk with them about the color; guess I'll have to write to Jim about it. It got lots of attention by all the other attendees though. [The base color is unidentified and resembles Fenton's aquamarine].




Imperial server #725

Glad you finally got a pair of #651 candleholders! We finally got a pair in Jade Blue from Bill Crowl. I don't believe Northwood made specific bowls for candleholders; they made them so they could be mixed and matched. Any of the larger bowls, especially those footed ones, or used with the black bases, go wonderfully with these larger holders. I used a pair with several other different size/color candleholders as a table center "runner" on my dining room table and only put one large bowl in the very center—it was really dynamic!



One of the really large flared compotes (plate #568) looks really nice with the larger holders too! Thanks for the note! Renee

Seekers and Sellers



Seekers

Kathy Evans



- 1997 SGS Souvenir—Black, Twin-Dolphin Compot
- 1998 SGS Souvenir—Amethyst, Center-Dolphin-Handled Server

Cal Hackeman



I am always looking to acquire mint condition Iridescent Stretch Glass – 1 piece or an entire collection – my wants may be in your collection. Here are a few examples of items I am seeking:

- Dolphin Compotes, Fan vases, Candleholders, Rosebowls
- Punch Cups
- Cut Ovals Bowls and Candlesticks, singles or pairs
- Water and Lemonade Sets
- Shaving Mugs
- Fenton Velva Rose 'Colonial' Candlesticks
- Fenton Ruby 'Colonial' Candlesticks

Many other more common pieces are of interest to me, so please let me know what you are selling and let's do business in a win-win style

Sellers

Gordon Phifer



1. Fenton, #250 Footed Fern Bowl, Wisteria \$295
2. Fenton, #260 Comports (3), Velva Rose, Florentine Green & Persian Pearl \$40each
3. Fenton, #736 1-lb Candy Jar, Velva Rose \$95
4. Fenton, #735 ½-lb Candy Jar, Celeste Blue \$75
5. Fenton, #200 Guest Set /w cobalt blue handle, Florentine Green (very minor heat check) \$295
6. Fenton, #200 Guest Set, Velva Rose \$350
7. Fenton, #923 Nut Cup Set, Celeste Blue \$295
8. Fenton, #202 Ash Tray, Topaz \$85
9. Fenton, #621 Cupped Vase, Florentine Green ... \$95

10. Fenton, #251 11-¼" Bud Vase, Wisteria \$125
11. Fenton, #1531 13" Swung Ring Vase, Florentine Green \$175
12. Fenton, #66 Lemon Tray, Celeste Blue \$65
13. Fenton, #16 Bath Jar, Greclan Gold \$100
14. Fenton, #53 Puff Box, Greclan Gold \$85
15. Northwood, #636 1-lb Candy Jar, Jade Blue ... \$125
16. Northwood, #659 ½-lb Candy Jar, Jade Blue ... \$125
17. Northwood, #559 Concave-Diamond Tumbler, Topaz \$100


Cal Hackeman

Large selection of Iridescent Stretch Glass – over 100 pieces – your wants may be in my inventory. Here are a few examples of items for sale:

1. Diamond Cobalt Lustre Cheese Compote \$35
2. Diamond Harding Blue Tall Candlesticks \$call
3. Fenton Celeste Blue 7pc Nut Set \$375
4. Fenton Florentine Green Guest Set with Cobalt Handle \$325
5. Fenton Florentine Green Oval Mayo \$call
6. Fenton Florentine Green Powder Jar \$80
7. Fenton Topaz #249 Candlesticks \$call
8. Fenton Velva Rose #222 Pitcher (heat check at base of handle) \$325
9. Fenton Velva Rose #222 Tumblers, no handles, have 4 \$50 ea
10. Fenton Wisteria Cut Ovals #449 Candlestick (single) \$call
11. Imperial Blue Ice Cheese and Cracker Set \$100
12. Imperial Blue Ice Handled Vase \$125
13. Imperial Red Double Scroll Candlesticks \$500
14. Northwood Russet Tall Compote \$75
15. Vineland Wisteria 10" Candlesticks \$call

Wide selection of other items; call, email or write for complete list with photographs

Conventions, Shows and Sales



**TIFFIN GLASS
COLLECTORS CLUB.**

18th ANNUAL SHOW & SALE

SCHOOL OF OPPORTUNITY
780 E. Co. Rd. 20 - Tiffin, Ohio
DIRECTIONS:
US Route 224 to St. Rt. 100, then follow the signs.

Sat., June 28, 2003 10 AM - 5 PM
Sun., June 29, 2003 11 AM - 4 PM

Admission: \$3.00

**Reservations Required for Banquet
& Auction, Saturday - 7 PM**

SPECIAL GUEST & BANQUET SPEAKER:
Tom Hoepf,
Central Editor, Antique Week

**Information: (419) 447-5505 or (419) 447-0572
or visit our website at www.tiffiglass.org**