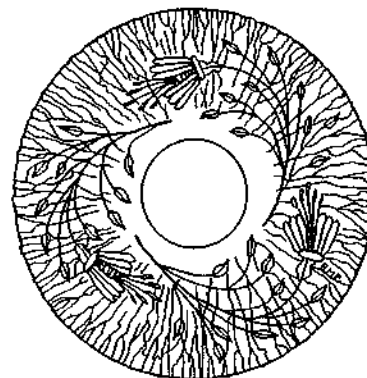


FOUNDED APRIL 21, 1974 IN DENVER, PENNA

# STRETCH GLASS SOCIETY NEWSLETTER

April, 1999



## (Co-) Presidents' Message

**Dear Members:** It's springtime, it's our 25<sup>th</sup> Anniversary and it's time to **TIPTOE THROUGH THE TULIPS.....** Tulip bowls and whimsies, that is! We certainly hope that you didn't procrastinate in ordering this 25<sup>th</sup> Anniversary Commemorative because the Fenton Art Glass Company did an outstanding job! The color is a beautiful shade of violet and the stretch iridescent effect is exquisite! And, just wait until you get a look at the whimsies! They are unbelievable! We were so impressed with this years' pieces that we rushed to photograph them in order to include them on the color page of this issue.

If you neglected to order one of the Tulip bowls, it's unfortunate, only a limited number were produced. The few extra pieces were purchased to cover for possible breakage during shipping and for selling to *new members only*. Don't fret however, you will still have an opportunity to get in on the purchase of some of this beautiful stretch glass and you won't even need to be present at the Convention!

The Executive Board has decided to extend the Whimsy Auction participation to ALL members. In addition, they have decided to try offering two of the Whimsies in a special Raffle, also for ALL members! Jim will have more, later, about how to participate in the **Auction**, Renée will have information on the **Raffle** in her Convention Up-Date and Dave has a special report on the making of these wonderful pieces.

Since our last newsletter, we had some pretty busy times, but we've also been able to get some great stretch glass. In January, we decided to travel out to Las Vegas to participate in the first World Wide Web Carnival Glass Association (Woodsland) convention. We have enjoyed "meeting" hundreds of people through their Internet site and have greatly enjoyed "setting them straight" when stretch glass was claimed to be carnival glass! Let's face it, carnival glass collectors are not "bad" people! In fact, most share a love of collecting (you know, the hunt, the

find, the acquisition) and most are very open to learning about the differences between stretch and carnival glass. You have to remember that many carnival glass collectors were brought up using Edwards' carnival glass books as the "bible." Unfortunately, Edwards makes numerous, and often comical, mistakes with stretch glass in his books.

In any case, many carnival collectors have pieces of stretch glass and when you get to know these collectors, they will eventually offer up pieces for sale or trade. Since we've begun to frequent their site and chat room, we've been offered some rare opaque pieces.

For those of you checking out eBay™, we've also had some successes and some failures. We'll be bringing examples of those pieces--yes, the good **and** the bad--as our personal "educational" display for the convention. Our best finds usually were made through searching the carnival listings or other general categories. When "stretch" is used in the description, all the rest of you fellow Internet-using SGS members join in on the "competition."

We have also discovered that there actually is "life beyond eBay". Other sites have interesting glass, too. Look at antique dealer sites, auction sites, and glass clubs. We would also suggest that you look at the **JustGlass** auction site (<http://www.justglass.com>). There aren't a lot of pieces of stretch posted there, but it is a nice site and should be considered as an alternate to eBay especially when you venture into the "selling"

aspect. If you decide to take a look at **JustGlass**, be sure to stop by the *Message Board* and leave us a message. We host a *Stretch Glass Discussion*. Here's how you do it...when you get to the **JustGlass** home page, just click on the *Message Board* at the top of the page. That will take you to the Delphi Forums site (the site that hosts the Message Boards for **JustGlass**), then click the Message Board button on the right side of the screen. This will take you to the LOG-IN screen. Here, you can set-up your "account" and then bookmark this page. All you do from then on is click the LOG-IN button and follow the instructions on the next screen. We'll be looking for comments from all you "surfers."

One last topic before we close. You members, coming to Convention, will be charged with the important duty of nominating and then voting for two individuals who will be given the responsibility of serving as Directors on the Society's Executive Board. A seat on the SGS Board is for the person who loves collecting Stretch glass, is rewarded by the camaraderie of group activities, is enamoured with the history of the glass and its makers, and most of all, believes in the ideals and strength of the Society.

The most recently elected Directors were not informed prior to their election of any duties that would be expected of them and we, as the Co-Presidents, take full responsibility for this oversight. **Being a SGS Director is a working position.** Each of our Directors have responsibilities that go beyond meeting once a year to vote for, or against, proposals. A summary of the duties follows: 1. Stephanie Leonard is the Director of **Historical Information**. She maintains the Society's Newsletter archives and assembles yearly photos and clippings for our scrapbooks and albums. If you have never taken a look at any of these materials at Convention, you should (you wouldn't believe how Bill Crowl has changed!) 2. Joanne Rodgers has been a member of the SGS since its inception 25 years ago. She served as President from 1986 to 1992 (when she hypnotized us and told us we wanted to be co-presidents), and she has been our Director of **Advertising and Promotion** ever since. Joanne places classified ads in select publications and maintains our information for Club Listings sections of the same. This year, we hope to initiate some of Joanne's proposals for increasing visibility of the Society and Stretch glass by having her work with members in making presentations to groups in their communities about their collection, the glass, and the Society. 3. Ama Simpson, Director of **News and Technical Information**, has duties that somewhat over-laps Joanne's in the promotion area. Two-thirds of our members never have the opportunity to come to convention or get acquainted with fellow members, so, a portion of her job is to present profiles of members in our Newsletters. Ama also provides members with information on resources to learning more about Stretch glass, its makers, and its production techniques. She, with aid from Joanne, alerts the members to the availability of materials for presentations. Currently available for loaning are: a videotape during production of one of the SGS Club pieces and a "teaching set" that can be used to illustrate the production process (epergne horns at each stage). Our **Ways and Means** Director is Jim Steinbach. Jim is in charge of the Club piece which, to date, has been our ONLY bonafide method of raising funds for the Society. For the last two years, he has done the negotiating with the Fenton Art Glass Company (Frank M. Fenton) and has seen to the organization of orders by, and shipment to members. He is also responsible for the planning and implementation of the Whimsey Auctions and Raffles. In addition, he generates new fund-raising ideas and implementation strategies, accepts members' suggestions, and presents these to the Board for consideration. The Director of **Conventions and Shows**, Phillip Waln, is NOT (but could be) the Convention Committee Chair. Rather, his responsibility is to supervise the planning of the annual gathering. He provides the Chair with necessary information to organize events, assists in development of time-lines, and maintains contact with the Chair to assure that matters stay on track. In addition, he supervises the establishment of Regional Meetings (the mini-convention concept) for members not able to attend the annual Convention. He serves, also, as the communication link between these Regional organizers and the Society. ALL DIRECTORS provide quarterly reports for inclusion in the Newsletter.

Now then, doesn't that make you want to rush to your computer, phone, or pen and paper to tell us you **MUST BE A NOMINEE?** The two seats for which we are seeking nominees are: (gee, doesn't this read like the Academy Awards?) Director of Conventions and Shows and Director of Advertising and Promotion. If you wish to be considered for nomination, but will not be at the Convention, please contact us. *No need to be present to win!*

**Renée and Dave Shetlar**

#### Stretch Glass Society Officers

|                 |                      |                   |                    |
|-----------------|----------------------|-------------------|--------------------|
| CO-PRESIDENTS:  | Dave & Renée Shetlar | SECRETARY/EDITOR: | Janet R. Reichling |
| VICE-PRESIDENT: | John Madeley         | TREASURER:        | Calvin Hackeman    |

#### Executive Board

|  |  |
|--|--|
| HISTORICAL INFORMATION: Stephanie Leonard, MA/2000 | ADVERTISING/PROMOTION: Joanne Rodgers, OH/1999 |
| NEWS/TECHNICAL INFORMATION: Ama Simpson, MD/2000   | WAYS/MEANS: Jim Steinbach, OH/2000             |
| CONVENTION/SHOW: Phillip Waln, CA/1999             |  |

**DUES:** Eighteen dollars (\$18) annually for each family – payable to the Treasurer on April 1st

## **RULES OF THE GAME**

Though the **GUIDELINES** for the Member-to-Member Sales are in the Convention **Schedule of Events**, Dave and I anticipate many new members showing up so, we thought we should reiterate and explain those and the general "rules."

**First**, most "newbies" usually feel that they have nothing of interest to show. That was our feeling when we went to our first meeting in New York in 1991. We ended up taking two banana boxes of Stretch glass and were a bit timid about unloading it at our assigned table. Many of the other members were finished setting up and came over to chat while we unwrapped our glass. The first couple of pieces brought comments of "I know that one, it's so-and-so's this-and-that." Then we heard, "Wow, I've never seen that one!" or "That's a really different color for that piece." We were very relieved and very hooked!

The greatest thing about our convention is that we try to accumulate, as much Stretch glass in a single room as is possible. Whether you are a newbie or a longtime collector, there will always be pieces that you haven't seen before. As an example, John Madeley had only seen one Northwood footed bowl (the one with the ringed foot, Plate 537 in our book) that belongs to Rex Tatum, and now we know of three (one showed up at last year's show).

**Second**, since we have a history of a general public display, there are some important rules to follow concerning the handling of glass on display. **PLEASE DO NOT PICK UP ANY GLASS** without asking the owner. If the owner is not standing there, just wait or ask where the owner is. There is nothing worse than leaving your glass for a minute and coming back to find a piece has been chipped. Worse yet, being the person having caused the damage without having had permission to look at it up close. You will find most of our members understand that stretch glass must be felt and observed up close. Almost all are willing to pick up their treasure and hand it to you for closer inspection. After looking the piece over, return it to the owner so that they can place it back.

**Third**, the Club Display should not be handled unless an Officer is there to help you.

**Fourth**, develop individual relationships with fellow members. While we have a general club sale time, there will be sales and trades between members and in private rooms. Hey, this is normal and to be expected. We try to hide nothing when it comes to collecting. Many members show up on Wednesday afternoon and have sales with fellow members that afternoon and evening. Most of these sales or trades were arranged prior to the meeting through letters, phone calls and e-mail. Don't feel that you are being left out. Just make friends and let your fellow collectors know what you specialize in. On the other hand, the SGS is different from most Carnival clubs in that we prefer for the sales and displays are made as a club, not in individual rooms. Therefore, if you haven't promised a piece to a certain collector, please wait until Thursday morning to put the piece up for sale in the **MEMBER-TO-MEMBER SALE**.

**Fifth**, no one likes a "glass hog." We have developed our current method of holding the club sale so that each of you will have a good chance to get, at least, one or two pieces that you really, really want. In the past, we often hovered like vultures around a single person unloading their "for sale" items. When this was done, the most forward (or pushy) folks grabbed everything of interest and put it aside. This forced the more timid or new members to the back having access to only the leftovers. Our current sales routine allows members selling glass to get the first look at what is being placed out and decide on the pieces that they really want. No early sales are allowed nor "placing back" pieces. When the doors open, each of you will have to rush to the table and grab the piece you want. If someone else beats you, you had better have your second, third or fourth choices in mind and proceed quickly to those tables. Since most of you (??) have only two hands, you can realistically pick up two pieces and make your deals before proceeding to the next item on your list.

Last year was the first year to test this method. The "glass hogs" were a bit upset that they didn't get all the "best" pieces. Just the same, we heard that almost everyone got one or two pieces that they really wanted and liked. In short, these are the "rules of the game" so we hope you will enjoy "playing."

## **TANGERINE, RUBY, FENTON?**

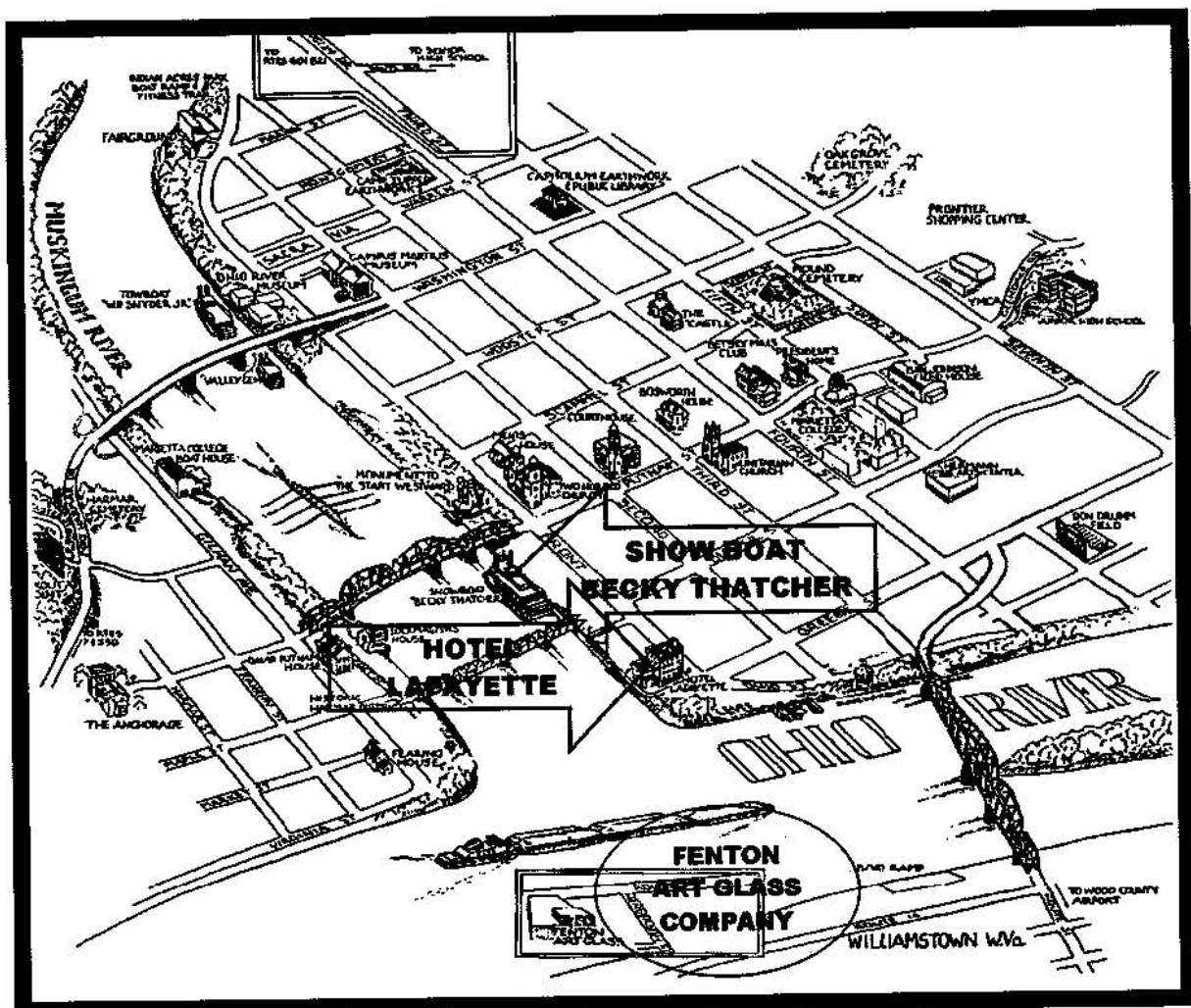
Yes, even your Co-Presidents make errors sometimes! I had thought originally that Bill Crowl wanted to display his Tangerine collection (made only by Fenton and a dynamite collection) but he thought we had agreed on his Ruby collection, so I made the correction to the information that I mailed out. Then, it was brought to my attention that I had forgotten to remove the *Fenton* designation. His Ruby collection actually consists of more than that made by Fenton. I apologize for any confusion (or "life-threatening indigestion") caused by my errors. **DON'T MISS THIS DISPLAY IF YOU CAN HELP IT!** It is the largest accumulation of Ruby by one collector that we have ever had the pleasure of viewing. This display will, without a doubt, knock your socks off!

## **NEW FUND-RAISER BEING TESTED**

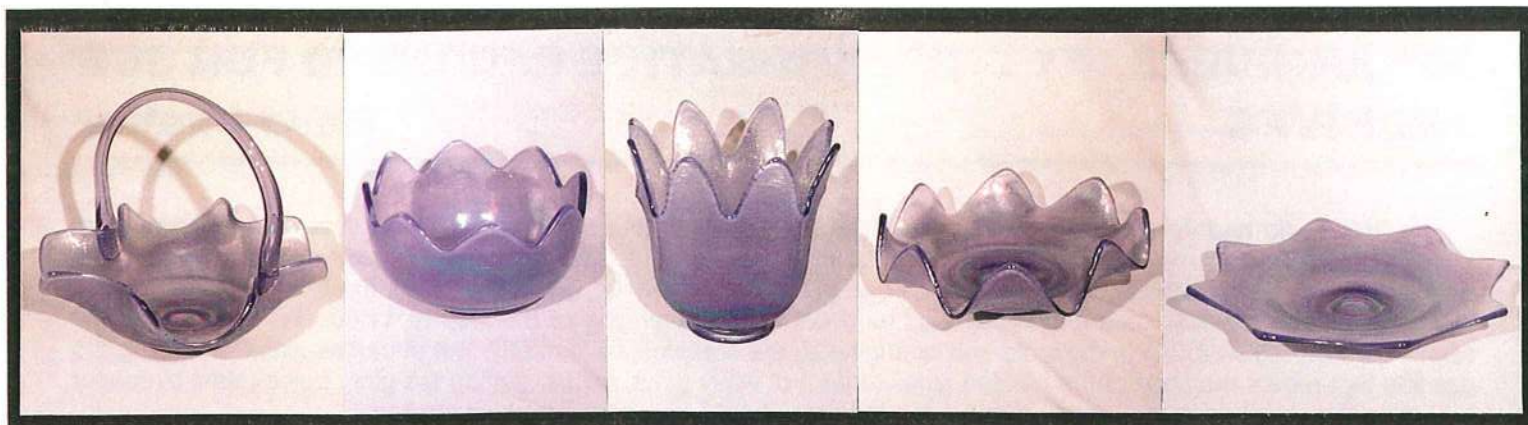
With the fantastic number of whimsies that made it through the production process this year, the SGS decided to purchase them all. Ten pieces will be offered in the club-wide **AUCTION**. Two more have been selected as prizes

The manner in which we will conduct the RAFFLE will be this:

- If you have questions regarding the RAFFLE prizes, the tickets, the procedures or any other concerns, please contact me as soon as possible by phone, mail, or e-mail [REDACTED]







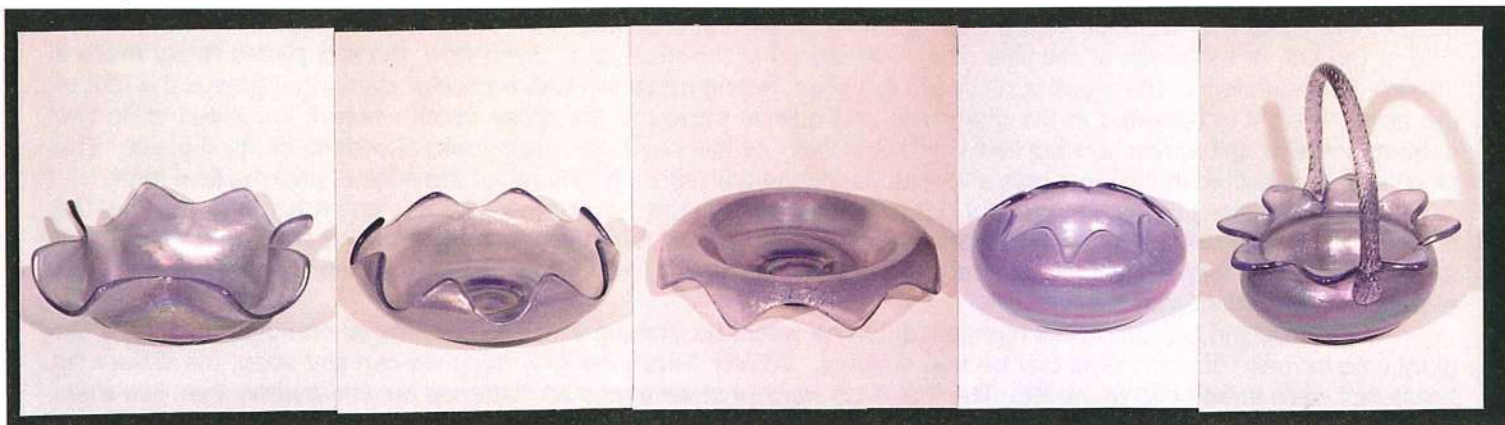
1. Square basket

2. Normal bowl

3. Swung vase

4. 8-point crimp

5. Plate




6. Square bowl

7. Flared cupped bowl\*

8. Rolled rim bowl\*

9. Cupped bowl\*


10. Pinched basket



"Pansies"  
decoration  
for #7 above



"Colonial Scroll"  
decoration  
for #8 above




"XP"  
decoration  
for #9 above



RAFFLE A. Pinched bowl

RAFFLE B. Bread basket



(l to r) James Measell, Frank M. Fenton, Charles Porter & Bob Buchanan



Our flared bowl  
for 1999



Bob Buchanan applying handle to whimsy basket

# 25<sup>th</sup> ANNIVERSARY COMMEMORATIVE RECORDED FOR SGS ARCHIVES

## Dave Shetlar

---

We again had the pleasure of attending "The Event" which has become one of our favorite "obligations" as officers. Frank Fenton called Jim Steinbach (Director of Ways/Means) to notify him that our club piece would be made on February 12<sup>th</sup>. Fortunately, we were also able to get away, so at 7:00 am, we were on the road to Williamstown, WV. We arrived around 10:00 and Frank took us down to the beginning of the shift at 11:00. As in the past, the workers were busy warming in the mold and arranging all the equipment around the pot of molten glass, arranging the gas jets that reheat the base of the molded glass to rid it of wavy glass marks, getting the glory holes (blast ovens for reheating the glass) opened properly, and testing the spray booth where the "dope" is applied.

In the case of the tulip bowl, the Fenton Company only has one mold. The top ring of the mold forms the scallops. It always seems to take forever (actually about 10 minutes), before the first bowl comes out of the mold in good enough shape to continue its processing. Most of the first ones crack or are deformed because the mold is too cold or too hot, or too much or too little glass was placed in the mold, etc. Even now, the first pieces rarely make it through the next steps. The piece is placed in the snap, a long metal rod with a circular clamp that grasps the foot of the bowl. Here it is reheated in the glory hole and quickly moved to the spray booth where it is rotated while two different metallic salt sprays are applied inside and out. At this point, the glass looks like shiny carnival glass. The piece is then reheated in the glory hole and then handed to a finisher who flares out the edge to give the final form.

For our piece, Frank had brought down an old one from the museum. While a foreman held the old one, the finisher matched the shape until it was well imprinted. The finished form was removed from the snap and placed on a tray. The tray was then taken to thelehr where the piece is allowed to cool very slowly to relieve internal pressure that would crack the piece later.

Then the fun began! Frank mentioned that he would be working with another finisher on the other side of the glory hole to make the whimsies that he had outlined. WOW! That's the only thing we can say about the violet tulip bowls that were turned into whimsies. The first ones were what we expected, flattened out into a plate, then two sides pushed up to receive handles for baskets. The tulip bowl shape makes really interesting forms. The finisher used a giant metal caliper to pinch in the bowl, just below the petals. This made a spitoon shaped form and a couple were made into baskets. Frank then instructed the finisher to pinch in the bowl at four of the eight petal bases. The piece was immediately transformed into a four-square-shaped bowl, which you would never guess was made from the tulip bowl. Others were crimped, rolled out and alternate petals were folded up. Then came the most fantastic of the whimsies - the swung pieces. In this operation, the finisher reheated the piece and then twirled the metal rod around like a baton. The faster the rod was twirled, the more "distorted" was the piece. Frank was a bit worried that this would result in a pretty strange piece. This was the kind of "strange" we really like! The "petals" elongated quite a bit and each exhibited really great stretch.

Of course, our greatest fear was that the whimsies (and even the regular bowls) might not come through the lehr. We went to lunch and, since Frank was to participate in a glass identification seminar, we snuck into the grading room at the end of the lehr just as our pieces were coming through. Whhheewww! They were great! And almost all the whimsies had their handles, petals and forms in great shape. Out of the entire run, less than a half dozen had cracks. After last year, this was a great relief. We went up to the museum and gave Frank the OK sign.

On our way home, we had considerable discussion about how many of the whimsies Frank would sell to SGS. The "normal" thing to do with whimsies is for Frank to select the best of the whimsies, sell them to the club and destroy the rest. Yep, great pieces of glass smashed in a barrel! Now, understand the concept of whimsey. They are supposed to be one-of-a-kind pieces of glass. Of course, we all know that no two pieces of stretch are the same. After we saw what was coming through the lehr, we were hoping that Frank would "allow" us to have more than a single whimsey of each general shape. Fortunately, a week or two later, Frank called Jim and offered most of the whimsies to the SGS! We gladly accepted! Now, this doesn't mean that each and every one of you will get to own each of the whimsey shapes, but there will be a greater chance that you can get the one that you really like.

On March 5, we (Renée and Dave) went back to the Fenton factory and looked over all the whimsies. With Frank, we picked out seven different pieces to be hand decorated at the factory with different flower styles. These decorations will make these pieces truly one-of-a-kind samples. No baskets will be decorated because the paint has to be fired on which may cause damage. We decided not to take the risk.

**A LOT TO BE THANKFUL FOR** — From James Farr, 1<sup>st</sup> President of the SGS, in the July, 1974 Newsletter 'President's Message.' "On the name plates that were given out at registration in June in Columbus, Ohio for the International Carnival Glass Convention, they started out in big letters, I.C.G.A., and then your name. I'm sure that at the convention for the American Carnival Glass Association in Indianapolis the end of this month, they will have the same type name plate, A.C.G.A., and then your name. If you are wondering what I'm getting at, it's this. I'm certainly glad we settled on the name we did for our group. Just think what we would have looked like at convention time if we had named ourselves the American Stretch Society." *Thank you Founding Fathers and Mothers*



# 1999 WHIMSEY AUCTION

The Stretch Glass Society is proud to present the 1999 Convention and Show Whimsey Auction. This year The Society will be auctioning 10 wonderful Fenton made whimses at its annual convention and show. These whimses were produced in February using Fenton's #848 tulip mold in the current production color, violet. This live auction will be conducted on Friday April 30, 1999 at 9:00 P.M. at The Lafayette Hotel in Marietta, Ohio. Each piece will have a reserve (minimum) price and will be sold to the highest bidder. All proceeds from the auction will be used for the continued operation of The Society. Bidding will be limited to current members of The Stretch Glass Society. For those members who will be unable to attend the auction, absentee bids will be accepted. For those members interested in submitting an absentee bid, please refer to the following instructions.

## Absentee bidding rules and instructions

The Society is providing this absentee bidding process as a service for its members and can't be responsible for failure to execute such bids for any reason. Only current members of The Stretch Glass Society may submit bids. All bids must be submitted in writing, using the form below, and mailed (via the USPS) to the address shown below. All bids **must** be received by **April 27, 1999** to be included in the auction. All bids will remain sealed until just prior to the auction. An appointed member of The Society will execute all bids on behalf of the absent members. In an attempt to avoid identical high bids we ask that your bids **not** be in whole dollar amounts. An example of a desired bid would be \$65.23. All successful high bids will be rounded down to the nearest whole dollar. If this method still results in identical bids, the bid received (postmarked) first will take precedence. All absentee bids are final and may not be rescinded without permission of The Society. A shipping, handling, and insurance fee of \$10.00 will be added to all successful absentee bids. Successful high bidders will be notified of their purchase with in 14 days of the end of the auction. Full payment must be received with in 14 days of being notified of being the high bidder. Bid on as many pieces as you like. **GOOD LUCK.** Please refer to the color photo page in this newsletter to select the piece(s) you would like to bid on and then fill out and mail the form below to:

The Stretch Glass Society  
Whimsey Auction

Member's Name: \_\_\_\_\_

Address: \_\_\_\_\_


| ITEM # | DESCRIPTION OF ITEM                | RESERVE PRICE | MAXIMUM BID |
|--------|------------------------------------|---------------|-------------|
| 1.     | Square Basket                      | \$65.00       | \$          |
| 2.     | Normal Bowl                        | \$45.00       | \$          |
| 3.     | Swung Vase                         | \$65.00       | \$          |
| 4.     | 8-Point Crimp                      | \$45.00       | \$          |
| 5.     | Plate                              | \$45.00       | \$          |
| 6.     | Square Bowl                        | \$45.00       | \$          |
| 7.     | Flared Cupped Bowl with Decoration | \$65.00       | \$          |
| 8.     | Rolled Rim Bowl with Decoration    | \$65.00       | \$          |
| 9.     | Cupped Bowl with Decoration        | \$65.00       | \$          |
| 10.    | Pinched Basket                     | \$65.00       | \$          |

**THIS PAGE HAS BEEN INTENTIONALLY LEFT BLANK**



**Hello to All**, can you believe it is April already? I am so looking forward to spring, the flowers, the outdoors, and the sun, but I can't believe how the time has flown by! I have been traveling every week on an average of two to five days for work and one has a tendency to loose track of time and getting very little done that one would like to do versus that one has to do. **BUT**, there is no doubt about it, this will be a lengthy Newsletter, there is much news to share.

**Most importantly**, please find and send the enclosed **DUES NOTICE** with payment to Cal Hackeman in order to continue to receive the SGS Newsletter. Please put it in your TO PAY box, the next notice will be an overdue letter. We encourage you to support the SGS, but do hope that our efforts to produce an informative and quality newsletter have been satisfactory this past year, but mostly you have **ENJOYED THEM!** Please include any corrections or updates, especially your e-mail address.



The "normal" color page will "appear" in the July Newsletter. John Madeley has already supplied me with pictures of lovely "console sets" and unless photos of the convention take precedence, they will appear in the July Newsletter. We have deviated from the norm for a special edition as explained previously in the Newsletter.

Julia Luke has written that they will not be attending the Convention, due to her husband being in the hospital. We wish him a full and speedy recovery.

**Welcome to Our New Members:**

Thomas DeHart, [REDACTED]  
Email: [REDACTED]

Joan C. Keith, [REDACTED]

Ellyn C. Sapper, [REDACTED]  
Email: [REDACTED]

Thomas Schantz, [REDACTED]  
Email: [REDACTED]

**Address Changes:**

David G. Malick, [REDACTED]

John and Lois Timbes, [REDACTED]  
Email: [REDACTED]

Martin Stozus, [REDACTED]

Wes & Mildred Bicksler.....change phone area code to: [REDACTED]

Helen and Bob Jones.....change zip code to: [REDACTED]

## **Our Beginning and Our Past**



Between Joanne Rodgers and John Madeley, who supplied me with past Stretch Glass Newsletters, I have compiled a three ring binder of those Stretch Glass Newsletters. Each one has been inserted into a "archival safe, won't lift print, acid free" clear sheet protector! I am bringing them to the 1999 Convention and "turning it over" to our historian, Stephanie Leonard. I will continue to supply an additional Newsletter with protector to Stephanie as each Newsletter is published. It is important for our current and future members to know that we are preserving our past....both written and pictorially.

**I have receive some wonderful "past" Stretch Glass newspaper articles from Mary Henry and Nona Redd and have forwarded them to our Historian. Included were pictures of the Dugan Glass Company in Indiana, pictures of the 1978 and 1990 SGS Convention, and an article written by the Umbraco's, *the Making of Stretch Glass*. Following is the article that appeared in *The Antique Trader* – Dubuque, Iowa on May 28, 1974:**

On April 20, 1974, the first Stretch Glass Convention was held at Denver, Pennsylvania at the Colonial Motor Inn. The convention was well organized by Berry Wiggins, Bill Crowl, Harry Heatwole, Rose & Carl Schleede, and Jabe Tarter.

Most of Friday night and Saturday was taken up examining the many exhibits of fine glass, buying, selling, and discussing the merits of the many varieties by stretch glass enthusiasts, mostly couples, from about twelve States and Canada.

After the banquet, Saturday evening, Berry Wiggins presented Mr. Jabe Tarter, who made a very interesting and informative talk on stretch Glass, from its inception until the present. Followed by Mr. Tarter was the Queen of Carnival (and Stretch), Mrs. Rose Presznick. Mrs. Presznick commented on the timeliness of the Convention and the soaring popularity of Stretch Glass. She also conveyed the regrets of Kitty and Russell Umbraco for being unable to attend, but indicated their desire to become members if a society were formed.

On this note, Mrs. Presznick, offered the following slate of candidates as the first officers of the newly formed Stretch Glass Society:

President, James R. Farr of [REDACTED], Kentucky

Secretary-Treasurer, Harry L. Heatwole of [REDACTED], Virginia

Directors, Jean Eckhardt, of [REDACTED], New York, Carl Schleede of [REDACTED], New York, and Jabe Tarter of [REDACTED], Ohio.

All were elected by unanimous vote.

Sunday morning everyone launched an invasion on Shupps Grove and Renningers Flea Markets where many bargains were found.

Farewells were said with many agreeing to meet at the I.C.G.A Convention in Columbus, Ohio in June.

Hello All, One can't fail to notice that the average number of lots on eBay is running higher than ever and that even the most ordinary pieces are receiving some attention. It is very exciting. I think that part of this is due to the appearance of American Iridescent Stretch Glass. I will be anxious to see how many of our members are now online when our next directory appears. I think that a lot of the bidders are just "individual" glass collectors who are learning what our glass is and to appreciate it as never before. How wonderful for us and how enriching for them!

**Reflections of a Charter Member Stretch Glass Junkie**  
**Charter Member****Joanne Rodgers,**

How did it happen? Was it a genetic defect that led to this weakness? Once I saw those two little blue and orange beauties that fatal day in 1971, I was hooked!

Friends had recently introduced me to the burgeoning interest in antiques and we were spending an afternoon at a local show. As we browsed the individual booths there were temptingly beautiful examples of porcelain, glass and pottery. Unfortunately, most were priced beyond the budget of a stay-at-home Mom of three young children.



Suddenly, there on a table were two eye-catching, iridescent little candlesticks. One was orange, the other was a deep turquoise blue and the price was right -- \$3.00 each! A stretch glass obsession was born.

The dealer shared the information that they were stretch glass made by the Fenton Glass Company in the early 1900's. Subsequent searches for more stretch glass information soon revealed there was little available. Over time, various dealers shared their knowledge and I discovered that stretch glass has also been made by Imperial, Northwood, and U.S. Glass (and probably others not yet identified) during the period circa 1916-1935.

Shortly after my collection began, an article appeared in an antiques publication inviting readers who collected stretch glass to join the newly formed Stretch Glass Society. A check was quickly placed in the mail to the Treasurer. Years later, I learned that I was a Charter Member.

For ten years, attending the SGS annual convention was impossible due to family responsibilities and a job. Then, in 1984, the convention was held in Independence, Ohio, not far from my home. I attended my first Stretch Glass Society. Convention! To see so much shimmering, colorful glass in one room was like being surrounded by a rainbow!

The first convention experience led to an annual commitment and many informative conversations with "old time" collectors who had researched stretch glass and were compiling that information. During the ensuing years, I had the privilege to serve terms as Secretary, President, and member of the Board of Directors.

During its 25-year history, the members of the Stretch Glass Society have lived up to their Constitution's mission statement:

".. to interest and educate other people, to encourage learning and enlightenment of one of America's heritages, STRETCH GLASS, to increase and promote friendship one with the other, and to give each



an opportunity to participate in new discoveries and experiences concerning OLD STRETCH GLASS, history of same, to recruit new members into our organization..."

Early books on stretch glass by SGS members Berry Wiggins and the Umbraco's, Kitty and Russell, have recently been joined by American Iridescent Stretch Glass, authored by SGS Officers John Madeley and Dave Shetlar. This new publication contains well executed color photos with new and revised information gleaned by various members over more than 25 years of research.

The SGS quarterly newsletter has grown to include color photos and line drawings of the many shapes produced by Central, Diamond, Fenton, Imperial, Jeannette, Lancaster, Northwood, U.S. Glass, and Vineland.

I am already anticipating getting my annual "fix" at the Stretch Glass Society's 25<sup>th</sup> Annual Convention Show and Sale on April 29<sup>th</sup> through May 1<sup>st</sup> and walking into another rainbow at the Lafayette Hotel, 101 Front Street, Marietta, Ohio.

Members will welcome the public on Friday, April 30<sup>th</sup> from 8 a.m. to 7 p.m. and Saturday, May 1<sup>st</sup> from 7 a.m. to 5 p.m. But, be forewarned – you could become addicted.

### **News/Technical Information**

**Arna Simpson**

Arna, you have been busy, and I am sure you will find the responses to her questionnaires reflective with a similarity of how we all began collecting. Mind you, Stretch Glass is not the only item our members collect. Thank you all for your responses....

If you are interested in participating in such a questionnaire, please contact Arna Simpson.

---

### **From Susan Perkins of [REDACTED] MA:**

How did you get started collecting stretch glass, what was your first piece and where did you find it?

***I liked how it shined and caught the sun light. My first piece came from a tag sale and is an iridescent white comport. Does this sound like Joanne Rodger's rainbow?***

What is your favorite color in this glass and do you collect other colors too?

***I'd have to say white, but I do love amberina and sapphire-blue.***

Have you been to a SGS convention? Would you consider coming to Marietta this spring?

***If I had someone to go with from this area, I don't find Ohio centrally located from where I reside.***

Tell us about your other hobbies and other things you collect?

***Antique jewelry, Whitting Davis pieces and other china, woodware, Federal and Chippendale furniture***

Let us know about your family and do they share your love of stretch glass?

***I've been collecting for about ten years now; my husband is just starting to pick out stretch glass as various antique shows. He would always think carnival glass was stretch; he is learning and is somewhat interested. But, he cannot understand why one needs so much of it!***

Why did you join the Stretch Glass society, is the Society meeting your needs to learn more about Stretch Glass, and do you have any ideas as to how we can improve?

***It would be nice if you would mention unusual pieces with a photo and see if anyone has located that piece and also note the value of the item in today's market. I joined the SGS to get more information on stretch glass and am also hoping to attend a convention so I can be in one place where it's everywhere!***

---

**From Bill and Doris Mahan of [REDACTED] Florida**

How did you get started collecting stretch glass, what was your first piece and where did you find it?

***In Southwestern Pennsylvania...my mother-in-law collected carnival, so Bill and I began looking for pieces for her and began our collection of stretch and some carnival. We found most in antique shops and at auctions. When Bill's Mom passed away, he and his brother shared the collection.***

What is your favorite color in this glass and do you collect other colors too?

***We have russet and tangerine...also red. We do collect all colors. Our favorite is Imperial Jewels!***

Have you been to a SGS convention? Would you consider coming to Marietta this spring?

***Yes, Yes.***

Tell us about your other hobbies and other things you collect?

***Carnival Glass, mini lap guns, and a few pieces of Stueben and Tiffany.***

Let us know about your family and do they share your love of stretch glass?

***Our family of two boys and one girl all appreciate our love of iridescent glass. They all own several pieces of antique furniture (mostly Victorian walnut) they have inherited from their grandparents.***

Why did you join the Stretch Glass society, is the Society meeting your needs to learn more about Stretch Glass, and do you have any ideas as to how we can improve?

***We joined the Society some years ago after stopping at several shops North of Lancaster, PA. I believe our group leaders are doing an excellent job of keeping us informed.***

---

**From Bill Simpson and Suzanne Jarboe-Simpson of [REDACTED] CO**

How did you get started collecting stretch glass, what was your first piece and where did you find it?

***Our first piece of stretch glass was a blue Fenton 8" fan vase. We found it in Paxico, Kansas in 1989. Up until that time we'd been collecting Fenton glass and naturally couldn't pass up an inexpensive piece. However, our real interest in stretch was sparked and nurtured by two serious collectors, Fred and Arna Simpson.***

What is your favorite color in this glass and do you collect other colors too?

***Bill's favorite color is red, although he never passes up a bargain. Several years ago, Bill purchased a Diamond "ruby iridescent" candlestick which he sent to Fred Simpson as a gift, with the challenge to find a second. Years later, he received a call that in fact Fred had acquired the second candlestick. Bill is confident that this pair will be his in the future. Suzanne's favorite color is tangerine. A few years ago, we purchased an entire 14-piece collection of tangerine stretch, which we split with the senior Simpson's. While our collection includes vases, plates, bowls, etc., our favorite pieces are candlesticks.***

Have you been to a SGS convention? Would you consider coming to Marietta this spring?

***We've not attended a SGS convention, but would like to do so in the next few years. The timing of the convention is not always convenient with work and the children's school schedules.***

Tell us about your other hobbies and other things you collect?

***Winter months will find us snowmobiling in the Colorado Rockies. We just returned from a weeklong adventure in Yellowstone National Park. Bill also enjoys fishing – ice fishing in the winter and lake fishing in the warmer months. Our daughters are avid soccer players, and we spend most weekends traveling throughout the state to watch them play.***

***We have been collecting one thing or another for all of our married life. At this time, in addition to stretch glass, we collect Anna Lee dolls, Department 56 North Pole Village, silver Christmas ornaments, carnival glass, old Fenton, old baskets, quilts, tins, etc. (We've been accused of being packrats – can you tell?)***

Let us know about your family and do they share your love of stretch glass?

***We have three children – David's a freshman at the University of Colorado, Boulder. Mollie is a 9<sup>th</sup> grader and Casey Marie is a 4<sup>th</sup> grader. Growing up in this family, they cut their teeth on flea markets, antique shows, etc. They learned at a very young age to "only touch with your eyes". Each child has their own glass collection, but David's the only one who has shown a specific interest in stretch glass. Over the past few years, Casey's favorite saying has become "oh no, not another glass show!"***

Why did you join the Stretch Glass society, is the Society meeting your needs to learn more about Stretch Glass, and do you have any ideas as to how we can improve?

***We joined the Society because we wanted to learn more about Stretch Glass. We find the color pages and the line drawings very informative and an excellent resource. We appreciate the time and effort that goes into producing the newsletter and believe it to be one of the better productions of any of the clubs to which we belong. We also appreciate the work of the Society's Officers.***



***Unusual Shapes and Colors – One Piece or a Collection***  
***Stretch Glass Bought and Sold***

William Crowl, [REDACTED]  
[REDACTED]

**A Galaxy of Imperial Glassware**

**Cliff McCaslin, N.I.G.CS. Publicity**

Excerpts from the press release dated 2/99

The National Imperial Glass Collectors' Society is proud to present its 23<sup>rd</sup> Annual Convention June 4 through June 6 in St. Clairsville, Ohio.

For more information: Write the National Imperial Glass Collectors' Society, PO Box 534, Bellaire, OH 43906 or visit the Internet at: <http://www.imperialglass.org> or email Cliff at [REDACTED]

Reflecting the spectrum of design diversity, colors, and creative beauty for which the company has become famous, the theme for 1999 is "A Galaxy of Imperial Glass." The Show displays and seminars will emphasize Imperial's Art Glass, which is known to many collectors as "Stretch Glass".

Each Convention is special, it's like an Imperial family reunion, says Society President Kathy Doub. "Beyond all the great fun and great glass, each gathering of members becomes more meaningful as we inch closer to establishing a National Imperial Glass Museum."

The Convention's main attraction – the Imperial Glassware Show and Sale – begins at 1 p.m. and continues to 5 p.m. Saturday concludes with the annual banquet at Undo's Restaurant. The guest speakers will be the authors of "American Iridescent Stretch Glass" John Madeley and Dave Shetlar. This presentation will be conducted in two segments. Part 1, titled "Making Stretch Glass – Special Techniques Used by Imperial, is a multimedia presentation on the production of Stretch Glass with actual footage of the process.

The second part, "Stretch Glass Lines and Colors Made by Imperial: will be presented on Sunday, June 6 at Belmont Technical College. This interactive seminar will expand on the identification Imperial Art Glass compared with other manufacturers of "Stretch Glass" such as Fenton, Northwood and others.

## Remembering Joanne Dolby

While looking through back issues of the Newsletter, we found this letter that Joanne and Eldon had sent us. It was dated October 14, 1996 --

"Rereading the last newsletter of October, 1996 (with colored photos and the membership directory), it doesn't seem possible that twenty years have gone by so quickly."

How time flies, our first newsletter was mailed to us in 1975 from Paul Miller, Secretary. It was Volume 1 -- Number 2. At that time my married name was Sparks. Later after Dale died, I remarried again and acquired the name of Dolby. You all know Eldon.

It was then in 1978, we started attending the conventions and later "hosted" Toledo's convention of 1988. Those who attended will remember eating in Bedsteads, seeing the brilliant glass at the Toledo Art Museum, and having lunch at the Dolby's afterwards.

There are many fine friends in this Society, new ones and old ones, and a number of those that have passed on. Each convention holds many memories.

The Society has really grown since many new members have seen and liked our "special glass." We need to thank all those persons who also liked it since the 1920's. Those persons who prized and kept those pieces all the past seventy years. Without their careful handling, we wouldn't have anything to collect today.

It is also indeed a pleasure to look forward to each of the conventions and see new pieces that have been found. Each convention gets better and better. New ways to exhibit are appealing and great to see, and we have met people all across the nation that are collectors of the same beautiful STRETCH GLASS as us.

It doesn't seem possible that these fun years have gone by so quickly.

Good hunting." Indeed!!!!



The following is an excerpt from "I've learned", author is not known. Darlene Johnson sent us the complete version by e-mail recently.

**"I've learned --  
that it's not *what* you have in your life  
but *who* you have in your life that counts".**

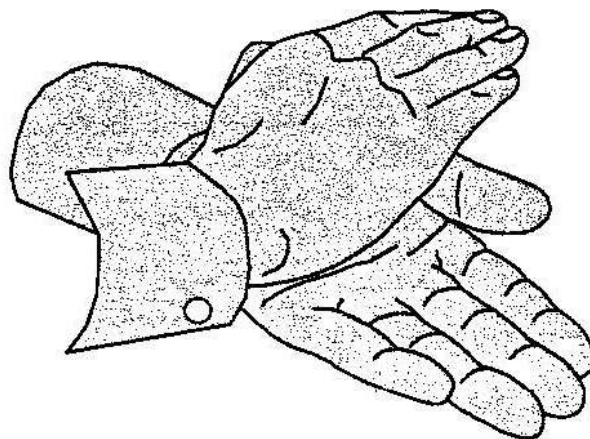
## **"American Iridescent Stretch Glass"**

by John Madeley and Dave Shetlar is a REALITY!!!

You may purchase your signed copy by one of the authors for \$22.00, which includes shipping and handling.

*Make your check or money order payable to John Madeley*

Send to:  
**The Authors**



**ENJOY!!! -- Thanks John and Dave**

**THE STRETCH GLASS SOCIETY** is a national organization designed to stimulate interest in American stretch glass produced from 1916 through 1935. The members share information on the manufacturers and designs of stretch glass. Members are entitled to the newsletter produced quarterly, SGS Member Directory, and may attend the annual Convention and Show held in April.

Through its membership, the Stretch Glass Society can answer most questions concerning the origin, names and colors of stretch glass. May we acquaint you with the makers - Fenton, Northwood, Imperial, Diamond, U.S. Glass, Vineland, Lancaster, Jeannette and Central? At the annual show, you can see colors such as: blue, green, topaz, pink, russet, wisteria, red, tangerine, opaque blue, opaque black, opaque yellow, opaque white and many more!

Annual dues are \$18.00 per year. Please send this membership form and check made out to the **STRETCH GLASS SOCIETY** and mail to:

**STRETCH GLASS SOCIETY**

**THE STRETCH GLASS SOCIETY** is a national organization designed to stimulate interest in American stretch glass produced from 1916 through 1935. The members share information on the manufacturers and designs of stretch glass. Members are entitled to the newsletter produced quarterly, SGS Member Directory, and may attend the annual Convention and Show held in April.

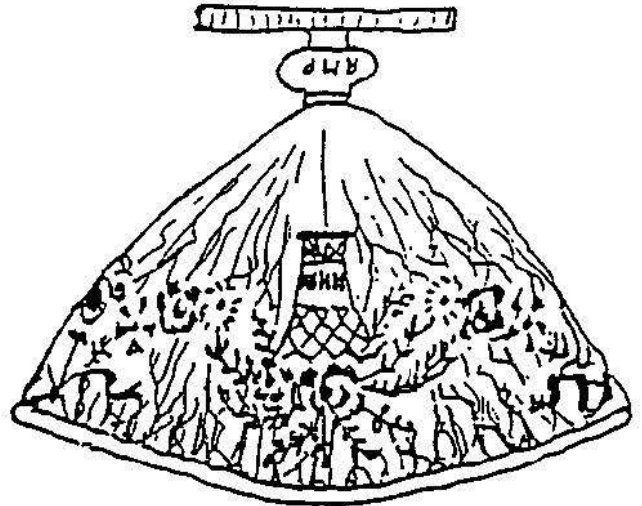
Through its membership, the Stretch Glass Society can answer most questions concerning the origin, names and colors of stretch glass. May we acquaint you with the makers - Fenton, Northwood, Imperial, Diamond, U.S. Glass, Vineland, Lancaster, Jeannette and Central? At the annual show, you can see colors such as: blue, green, topaz, pink, russet, wisteria, red, tangerine, opaque blue, opaque black, opaque yellow, opaque white and many more!

Annual dues are \$18.00 per year. Please send this membership form and check made out to the **STRETCH GLASS SOCIETY** and mail to:

**STRETCH GLASS SOCIETY**

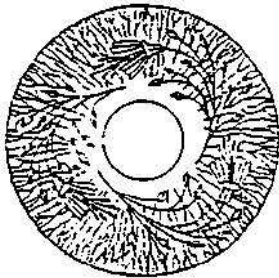


.....  
.....  
FIRST CLASS MAIL



Janet R. Reichling - Sec/Editor  
Stretch Glass Society

MEMBERSHIP FORM  
FOR THE



**STRETCH GLASS SOCIETY**  
(Founded April 21, 1974 - Denver, PA)

Mr./Mrs./Ms. \_\_\_\_\_  
(please print full name)

\_\_\_\_\_  
(complete mailing address)

City State Zip

\*Phone \_\_\_\_\_

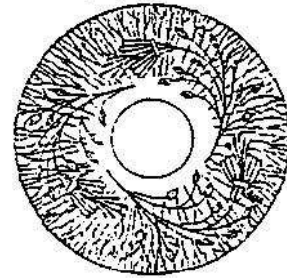
Signature \_\_\_\_\_

(please return to address on reverse)

\*Phone numbers will be published in the SGS Member Directory  
(available to members only), unless notified to do otherwise.

I learned about the SGS through (circle one):  
ANTIQUE TRADER DAZE GLASS DIGEST  
DEALER OTHER

MEMBERSHIP FORM  
FOR THE



**STRETCH GLASS SOCIETY**  
(Founded April 21, 1974 - Denver, PA)

Mr./Mrs./Ms. \_\_\_\_\_  
(please print full name)

\_\_\_\_\_  
(complete mailing address)

City State Zip

\*Phone \_\_\_\_\_

Signature \_\_\_\_\_

(please return to address on reverse)

\*Phone numbers will be published in the SGS Member Directory  
(available to members only), unless notified to do otherwise.

I learned about the SGS through (circle one):  
ANTIQUE TRADER DAZE GLASS DIGEST  
DEALER OTHER